



Quarterly EM&A Summary Report (October 2021 - December 2021)

0120/20/ED/0437 01

Contract No. SPW 07/2020 Environmental Team for Construction of Yuen Long Effluent Polishing Plant Stage 1

Ref.: DSDYLSTWEM00_0_0270E.22

27 January 2022

By E-mail and By Hand

AECOM
12/F Grand Central Plaza, Tower 2
138 Shatin Rural Committee Road
Shatin, Hong Kong.

Attention: Mr YEUNG H. M. Simon

Dear Mr YEUNG,

**Re: Contract No. SPW 08/2020
Independent Environmental Checker for
Construction of Yuen Long Effluent Polishing Plant Stage 1**

**Verification of the Quarterly EM&A Summary Report
(October to December 2021)**

Reference is made to the Quarterly EM&A Summary Report (October to December 2021) by the ET with Fugro Document No. (0120/20/ED/0437 01) (the Report), which was received via e-mail dated 21 January 2022.

Having reminded that, in accordance with the Condition 3.6 of the EP-565/2019, it is the ET's responsibility to ensure all submitted EM&A data shall be true, valid and correct, we have no further comments and herewith verify that the Report has fulfilled the EP Condition 3.5 as having complied with the requirements set out in the EM&A Manual.

Please contact the undersigned or our Mr. Y.H. HUI should you have any questions on the matter.

Yours sincerely,



WONG Fu Nam
Independent Environmental Checker

c.c.

DSD
Fugro

Mr LAM Yu Wang
Mr YU Lap Bong

By E-mail
By E-mail

Document Control




Document Information

Project Title	Contract No. SPW 07/2020 Environmental Team for Construction of Yuen Long Effluent Polishing Plant Stage 1
Document Title	Quarterly EM&A Summary Report (October 2021 - December 2021)
Fugro Project No.	0120/20
Fugro Document No.	0120/20/ED/0437
Issue Number	01

Client Information

Client	Drainage Services Department
Client Address	45/F, Revenue Tower, 5 Gloucester Road, Wan Chai, Hong Kong
Client Contact	Mr. LAM Yu Wang

Environmental Team

Initials	Name	Role	Signature
LB	Alvin L.B. Yu	Environmental Team Leader	
CY	Cyrus C.Y. Lai	Senior Environmental Consultant	
KH	Toby K.H. Wan	Assistant Environmental Consultant	

EXECUTIVE SUMMARY

- i. This Quarterly Environmental Monitoring and Audit (EM&A) Summary Report is prepared for Contract No. SPW 07/2020 "Environmental Team for Construction of Yuen Long Effluent Polishing Plant Stage 1". Drainage Services Department (DSD) has appointed Fugro Technical Services Limited (FTS) to undertake the Environmental Team services for the project and implement the EM&A works.
- ii. This is the 3rd Quarterly EM&A Summary Report for the Contract which summaries findings of the EM&A programme during the reporting period from 1 October 2021 to 31 December 2021. As informed by the Contractor, major activities in the reporting period shown in section 1.4.1.
- iii. The EM&A methodology has been effective in monitoring the environmental impacts of the Project and the effectiveness of the mitigation measures. The data collected were useful in determining whether the Project had caused unacceptable impacts on the sensitive receivers. Analysis of all EM&A data collected throughout the baseline and the impact periods demonstrated the environmental acceptability of the Project.

Breaches of Environmental Quality Performance Limits (AL levels)

- iv. No Action and Limit Level exceedance was recorded for air quality monitoring and construction noise monitoring in the reporting period.
- v. No Action and Limit Level exceedance was recorded for water quality in the reporting period.
- vi. No Action / Limit Level exceedance was recorded for noise levels at stations (NMS1 and NMS2) in close proximity to the active ardeid night roosts during the reporting period.
- vii. No Action / Limit Level exceedance for the ecological monitoring of birds during the reporting period.
- viii. No corrective actions were required according to the Event-Action Plans.

Land Contamination

- ix. Regular site inspection was carried out to ensure the recommended mitigation measures are properly implemented. Site investigation (SI) work was completed by 4th August 2021 and the signed final Contamination Assessment Report (CAR) for Main Storeroom & Workshops was submitted to EPD on 1st November 2021. The signed final Contamination Assessment Report (CAR) for Mechanical Workshop was submitted to EPD on 23rd November 2021. No contaminated soil and ground water was found within the Main Storeroom & Workshop and the Mechanical Workshop, hence no remedial action is required.

Complaint Log

- x. No complaints were received in the reporting period.

Notifications of any Summons and Successful Prosecutions

- xi. No notifications of summons and prosecutions were received in the reporting period.

Reporting Change

- xii. There were no reporting changes during the reporting period.

Contents

1. INTRODUCTION	6
1.1 Background	6
1.2 Project Organization	7
1.3 Construction Programme and Activities	7
1.4 Works Undertaken During the Period	8
2. SUMMARY OF EM&A REQUIREMENTS AND MONITORING RESULTS	9
2.1 Monitoring Requirement	9
2.2 Monitoring Locations	10
2.3 Results and Observations	10
2.4 Action and Limit Levels	12
2.5 Event and Action Plans	12
2.6 Mitigation Measures	12
3. LANDSCAPE AND VISUAL	13
3.1 Audit Requirements	13
3.2 Results and Observations	13
4. LAND CONTAMINATION	14
4.1 Contamination Assessment Report	14
5. SITE INSPECTION AND AUDIT	15
5.1 Site Inspection	15
5.2 Advice on the Solid and Liquid Waste Management Status	16
6. NON-COMPLIANCE, COMPLAINTS, NOTIFICATIONS OF SUMMONS AND SUCCESSFUL PROSECUTIONS	18
6.1 Non-compliance (Exceedances of AL levels)	18
6.2 Complaints, Notifications of Summons and Prosecution	18
7. IMPLEMENTATION STATUS OF ENVIRONMENTAL MITIGATION MEASURE	19
7.1 Implementation Status	19
8. CONCLUSION AND RECOMMENDATION	21
8.1 Conclusions	21
8.2 Comment and Recommendations	22

Tables

<u>Table 1.1 – Contact Information of Key Personnel</u>
<u>Table 1.2 – Main Construction Works Carried out in the Reporting Period</u>
<u>Table 2.1 – Air Quality and Noise Monitoring Location</u>
<u>Table 2.2 – Coordinates of Water Quality Monitoring Locations</u>
<u>Table 2.3 – Summary of Water Quality Exceedance</u>
<u>Table 5.1 – Observations and Recommendations of Site Audit</u>
<u>Table 5.2 – Waste Generated by the Construction and Disposal Ground</u>
<u>Table 7.1 – Summary of EP Submissions Status</u>

Figures

Figure 1	Location of Proposed Yuen Long Effluent Polishing Plant
Figure 2	Air Quality Monitoring Locations
Figure 3	Noise Monitoring Locations
Figure 4	Water Quality Monitoring Locations
Figure 5	Ecology Monitoring Locations

Appendices

Appendix A	Construction Programme
Appendix B	Project Organization Chart
Appendix C	Action and Limit Level
Appendix D	Graphical Presentation of Monitoring Data
Appendix E	Event and Action Plan
Appendix F	Waste Flow Table
Appendix G	Implementation Status of Environment Mitigation Measures
Appendix H	Cumulative statistics on Environmental Complaints, Notifications of Summons and Successful Prosecutions

1. INTRODUCTION

1.1 Background

- 1.1.1 The existing Yuen Long Sewage Treatment Works (YLSTW) is a secondary sewage treatment works, located at Yuen Long Industrial Estate serves Yuen Long Town, Yuen Long Industrial Estate and Kam Tin areas with a design capacity of 70,000 m³ per day. Based on the latest planning data, the volume of sewage generation from the YLSTW catchment is estimated to increase to 150,000 m³ per day after 20 years. In addition, since YLSTW has been operating for over 30 years and most of its facilities are of out-dated design and reaching the end of their design life, the environmental facilities of the plant will also be upgraded and hence improving the adjacent environment through upgrading the YLSTW to Yuen Long Effluent Polishing Plant (YLEPP). The Location of Proposed Yuen Long Effluent Polishing Plant is given in **Figure 1**.
- 1.1.2 YLSTW will be reconstructed in two stages to increase its capacity to 150,000 m³ per day. The proposed works, as Stage 1 of the project, will firstly increase the treatment capacity to 100,000 m³ per day. In the course of Stage 1 construction, about half of the existing facilities of YLSTW would be demolished, while the other half would be kept in operation to maintain the sewage treatment service for Yuen Long area.
- 1.1.3 The Project is a designated project under Schedule 2 of the Environmental Impact Assessment Ordinance (EIAO) (Cap. 499) for which Environmental Impact Assessment (EIA) report and Environmental Monitoring and Audit (EM&A) Manual was approved by EPD (Register No.: AEIAR-220/2019) on 25 April 2019. The Environmental Permit (EP) (EP No. EP-565/2019) to construct and operate was issued by EPD on 26 April 2019.
- 1.1.4 Fugro Technical Services Limited (FTS) has been appointed as the Environmental Team (ET) by Drainage Services Department (DSD) to undertake the Environmental Team services for the Project and implement the EM&A works under the Contract No. DC/2019/10 Yuen Long Effluent Polishing Plant -Main Works for Stage 1 (hereinafter referred as "the Contract").
- 1.1.5 This is the 3rd Quarterly EM&A Summary Report to document the findings of site inspection activities and EM&A programme for this project from 1 October 2021 to 31 December 2021 (reporting period) and is submitted to fulfil Condition 3.5 of the EP and Section 12.4.5 of the EM&A Manual. According to Condition 4 of the EP, electronic reporting is provided on the internet website to facilitate public inspection of the report.

1.2 Project Organization

1.2.1 The Project Organization structure is shown in **Appendix B**. The key personnel contact names and numbers are summarized in **Table 1.1**.

Table 1.1 – Contact Information of Key Personnel

Party	Position	Name	Telephone
Project Proponent (Drainage Services Department)	Engineer	Mr. Lam Yu Wang	2594 7473
Engineer's Representative (AECOM Asia Co. Ltd.)	Chief Resident Engineer	Mr. Simon Yeung	9075 7172
	Senior Resident Engineer	Mr. Patrick Leung	6124 8838
Independent Environmental Checker (Ramboll Hong Kong Limited)	Independent Environmental Checker (IEC)	Mr. F.N. Wong	3465 2805
Contractor (Paul Y. - CREC Joint Venture)	Environmental Officer	Ms. Iris Ho	5490 5271
Environmental Team (Fugro Technical Services Limited)	Environmental Team Leader (ETL)	Mr. Alvin Yu	3565 4373

1.3 Construction Programme and Activities

1.3.1 The construction programme of this project is shown in **Appendix A**.

1.4 Works Undertaken During the Period

1.4.1 The main construction works carried out in the reporting period were summarized in **Table 1.2**:

Table 1.2 – Main Construction Works Carried out in the Reporting Period

October 2021	November 2021	December 2021
<ul style="list-style-type: none"> • Site formation works at PST no. 5 & 8 • Demolition of PST no. 5 & 6 by crusher and breaker; • Demolition of FST no. 7 & 8 by crusher and breaker; • Driven H-pile at IW & PST Stage 1 by 4 rigs; • Installation of sheet pile at Zone 2A; • Construction RC structure at Zone 3 (Temp. sludge holding tank); • Back fill and reinstatement work at Zone 1 diversion area; • Demolition of changing room by crusher and breaker; and • Site formation work for temp. Water heater house. 	<ul style="list-style-type: none"> • Site formation works at PST no. 5 & 6; • Demolition of FST no. 7 & 8 by crusher excavator; • Pre-drill work at PST Stage 1 by 1 rig; • Installation of sheet pile at IW; • Pile load test at IW; • Installation of sheet pile and excavation work at Zone 2A; • Construction of RC structure at Zone 3 (Temp. Sludge Holding Tank and Temp. Water Heater Tank); • Reinstatement work at Zone 1 diversion area; • Overhaul work at Sludge Digestion Tank; and • Env. Drill holes at Waste Storage Area. 	<ul style="list-style-type: none"> • Site formation works at PST no. 5 & 6; • Demolition of FST no. 7 & 8 by crusher excavator; • Pre-drill work at A. tank by 1 rig; • Installation of sheet pile at IW & PST; • Pile load test at IW & PST; • Diversion work at Zone 2A; • Construction RC structure at Zone 3 (Temp. Gravity tank, Temp. Sludge Holding Tank and Temp. Water Heater Tank); • Reinstatement work at Zone 1 diversion area; • Overhaul work at Sludge Digestion Tank; and • Env. Drill holes at Waste Storage Area.

1.4.2 The environmental protection and mitigation measures corresponding to the main construction works implemented in the reporting period can be referred to **Appendix G**.

2. SUMMARY OF EM&A REQUIREMENTS AND MONITORING RESULTS

2.1 Monitoring Requirement

2.1.1 The Quarterly EM&A programme was undertaken in accordance with the EM&A Manual. It should be noted that the air quality, noise, water quality and ecology monitoring works are covered by this contract.

Air quality Monitoring

2.1.2 1-hour Total Suspended Particulates (TSP) levels should be measured at the designated air quality monitoring stations to ensure that any deteriorating air quality could be readily detected and timely action shall be undertaken to rectify such situation. Impact 1-hour TSP monitoring was conducted for at least three times every 6 days when the highest dust impact occurs.

Noise Monitoring

2.1.3 Leq (30min) monitoring is conducted at least once a week when there are Project-related construction activities being undertaken within a radius of 300 m from the monitoring stations. The monitoring is conducted during the construction phase between 0700 and 1900 on normal weekdays at the designated monitoring locations.

Water quality Monitoring

2.1.4 Turbidity (in NTU), pH, DO (in mg/L and % of saturation), Temperature (in °C), Salinity (in ppt) and Suspended Solids are conducted for three days per week at mid-flood and mid-ebb with sampling and measurement at the designated monitoring stations.

Ecology Monitoring

2.1.5 Ardeid night roost monitoring was conducted once a month in areas within 100 m from the Project boundary to monitor the effectiveness of proposed mitigation measures and detect any unpredicted indirect ecological impacts arising from the Project.

2.1.6 Ecological monitoring of birds was conducted monthly during the quarter at point count sites and transect routes along the wetland habitats in Fung Lok Wai and Nam Sang Wai as well as along Shan Pui River and Kam Tin River within 500 m from the Project boundary.

2.2 Monitoring Locations

2.2.1 The air quality and noise monitoring are summarized in **Table 2.1**. The locations of the air quality and noise monitoring stations shown in **Figure 2** and **Figure 3**, respectively.

Table 2.1 – Air Quality and Noise Monitoring Location

Environmental Monitoring	Monitoring Station	Location
Air Quality	AM1	Topfine Machinery (China) Co. Ltd
	AM2	Squatter house at the west of Yuen Long STW
Noise	CM1	Squatter house at the north of Yuen Long STW
	CM2	Squatter house at the west of Yuen Long STW
	CM3	Squatter house at the east of Yuen Long STW

2.2.2 The coordinates of water quality monitoring locations are summarized in **Table 2.2**. The locations of the water quality monitoring stations shown in **Figure 4**.

Table 2.2 – Coordinates of Water Quality Monitoring Locations

Sampling Location		Easting	Northing
M1	Serve as the control station at upstream location of construction site (Flood Tide) / Serve as the impact station at downstream location of construction site (Ebb Tide)	821 086	836 656
M2	Serve as the impact station at downstream location of construction site (Flood Tide)/ Serve as the control station at upstream location of construction site (Ebb Tide)	820 996	836 246
M3	Serve as the impact station at downstream location of construction site (Flood Tide) / Serve as the control station at upstream location of construction site (Ebb Tide)	820 645	836 335

2.3 Results and Observations

2.3.1 Graphical presentation of the monitoring data in the reporting period is presented in **Appendix D**.

Air quality Monitoring

2.3.2 1-hour TSP impact monitoring at AM1 and AM2 were carried out in the reporting period, the monitoring results are reported in the monthly EM&A Report prepared for this Contract.

2.3.3 No Action and Limit Level exceedance was recorded for air quality monitoring in the reporting period.

Noise Monitoring

- 2.3.4 Construction noise monitoring were carried out in the reporting period, the monitoring results for CM1, CM2 and CM3 are reported in the monthly EM&A Reports prepared for this Contract.
- 2.3.5 No Action and Limit Level exceedance was recorded for construction noise monitoring in the reporting period.
- 2.3.6 No raining and wind with speed over 5 m/s was observed during noise monitoring according to the onsite observation.
- 2.3.7 During the noise monitoring period, at CM2, road traffic from the squatter house at the west of Yuen Long STW was observed, at CM3, road traffic from the Nam Sang Wai Road was observed. No effect that arose from the other special phenomena and work progress of the concerned site for CM1 was noted during the current monitoring period.

Water quality Monitoring

- 2.3.8 Water quality monitoring were carried out in the reporting period, the monitoring results for M1, M2 and M3 are reported in the monthly EM&A Reports prepared for this Contract.
- 2.3.9 During the reporting period, no Action and Limit Level exceedance was recorded for Dissolved Oxygen, Turbidity, and Suspended Solids. Number of water quality exceedance recorded in the reporting period at each impact stations is summarized in **Table 2.3**.

Table 2.3 – Summary of Water Quality Exceedance

Sampling Location	Exceedance Level	DO		Turbidity		Suspended Solids		Total	
		Flood	Ebb	Flood	Ebb	Flood	Ebb	Flood	Ebb
M1	Action	0	0	0	0	0	0	0	0
	Limit	0	0	0	0	0	0	0	0
M2	Action	0	0	0	0	0	0	0	0
	Limit	0	0	0	0	0	0	0	0
M3	Action	0	0	0	0	0	0	0	0
	Limit	0	0	0	0	0	0	0	0
Total	Action	0	0	0	0	0	0	0	0
	Limit	0	0	0	0	0	0	0	0

- 2.3.10 Typhoon Signal No. 8 was hoisted on 9 October 2021. Due to safety concerns, the water quality monitoring on 9 October 2021 has been cancelled. Typhoon Signal No. 3 was hoisted on 12 October 2021. Due to safety concerns, the water quality monitoring on 12 October 2021 has been cancelled.

Ecology Monitoring

- 2.3.11 Ardeid night roost monitoring and ecological bird monitoring were carried out in the reporting period. The monitoring results are reported in the monthly EM&A Reports prepared for this Contract.
- 2.3.12 Results of the ardeid night roost monitoring showed that the two confirmed ardeid night roosts (ANR 1 and ANR 2) during the pre-construction survey, were still observed to be active from October 2021 to December 2021. No Action / Limit Level exceedance at NMS1 and NMS2 was recorded during the reporting period.
- 2.3.13 Results of the ecological bird monitoring recorded no exceedance in Action / Limit Level during the reporting period.

2.4 Action and Limit Levels

- 2.4.1 The Action and Limit Levels for air quality, noise, water quality and ecology monitoring have been set and are presented in **Appendix C**.

2.5 Event and Action Plans

- 2.5.1 The event and action plans for air quality, noise, water quality and ecology monitoring are presented in **Appendix E**.

2.6 Mitigation Measures

- 2.6.1 The Contractor had implemented environmental mitigation measures and requirements as stated in the EIA Report, the EP and EM&A Manual. The implementation status of the environmental mitigation measures during the reporting period is summarized in **Appendix G**.

3. LANDSCAPE AND VISUAL

3.1 Audit Requirements

3.1.1 According to the EM&A Manual, a Landscape Architect or related professional shall be employed to audit the implementation of landscape construction works particularly during site clearance operations when the proposed tree felling and transplanting will take place and subsequent maintenance operations. Site audits should be undertaken every week during the construction phase to check that the proposed landscape and visual mitigation measures are properly implemented and maintained as per their intended objectives. The mitigation measure recommended in the EIA Report as the audit requirements for landscape and visual, including: preservation of existing vegetation, transplanting of affected trees, compensatory tree planning, control of night-time lighting glare, erection of decorative screen hoarding and management of construction activities and facilities are summarized in **Appendix G**.

3.2 Results and Observations

3.2.1 According to the EM&A Manual, site audits should be undertaken every week during the construction phase to check that the proposed landscape and visual mitigation measures are properly implemented and maintained as per their intended objectives.

3.2.2 To monitor and audit the implementation of landscape and visual mitigation measures, 13 weekly landscape and visual site audits were carried out in the reporting period. No outstanding issues were reported during the reporting period. Observations and recommendations during site audits are summarized in **Table 5.1**.

4. LAND CONTAMINATION

4.1 Contamination Assessment Report

- 4.1.1 Risk-Based Remediation Goals (RBRGs) for Industrial have been adopted for the “Main Storeroom & Workshops” and the laboratory results for the sampling works (conducted between 30 June 2021 to 16 July 2021) show that there are no exceedances of the adopted RBRGs for the “Main Storeroom & Workshops”. As no contaminated soil and groundwater was found within the “Main Storeroom & Workshops”, no remediation actions are required for contaminated soil and groundwater for the scheduled land use of the “Main Storeroom & Workshops”. Their findings are summarized in Contamination Assessment Report (CAR) and submitted to EPD on 1 November 2021.
- 4.1.2 Risk-Based Remediation Goals (RBRGs) for Industrial have been adopted for the “Mechanical Workshop” and the laboratory results for the sampling works (conducted between 23 July 2021 to 4 August 2021) show that there are no exceedances of the adopted RBRGs for the “Mechanical Workshop”. As no contaminated soil and groundwater was found within the “Mechanical Workshop”, no remediation actions are required for contaminated soil and groundwater for the scheduled land use of the “Mechanical Workshop”. Their findings are summarized in Contamination Assessment Report (CAR) and submitted to EPD on 23 November 2021.

5. SITE INSPECTION AND AUDIT

5.1 Site Inspection

- 5.1.1 Site audits were carried out by ET on weekly basis to monitor the implementation of proper environmental management practices and mitigation measures in the Project site.
- 5.1.2 In the reporting period, 13 site inspections were carried out. No outstanding issues were reported during the reporting period. Details of observations recorded during the site inspections are presented in **Table 5.1**.

Table 5.1 – Observations and Recommendations of Site Audit

Parameters	Date	Observations and Recommendations	Follow-up
Air Quality	3 Nov 2021	Reminder 1: The Contractor is reminded to cover the excavated soil properly with tarpaulin sheets to prevent dust emission (Portion 1 – YLSTW).	3 Nov 2021
	30 Nov 2021	Reminder 1: The Contractor is reminded to increase watering for dust suppression at loading/unloading area (Portion 1 – YLSTW).	30 Nov 2021
Noise	NA		
Water Quality	12 Oct 2021	Observation 1: Provide mitigation to prevent direct discharge of silt water into the storm drain (Portion 1 – YLSTW).	12 Oct 2021
		Observation 2: Gullies should de-silt near the main entrance of the piling area (Portion 1 – YLSTW).	
		Reminder 1: The Contractor is reminded to provide sandbags along inner edge of U channel to prevent inflow of silty runoff (Portion 1 – YLSTW).	
	22 Dec 2021	Reminder 1: The Contractor is reminded to de-silt the gullies near the piling area (Portion 1 – YLSTW).	23 Dec 2021
Chemical and Waste Management	24 Nov 2021	Observation 1: Clean up the oil stain on road in front of Methane Compressor House with chemical absorbent pad and treat it as chemical waste for disposal (Portion 1 – YLSTW).	24 Nov 2021
Land Contamination	NA		

Parameters	Date	Observations and Recommendations	Follow-up
Ecological Impact	13 Dec 2021	Reminder 1: The Contractor is reminded to maintain and reinstate the silentup at the western site boundary (Portion 1 – YLSTW).	14 Dec 2021
	29 Dec 2021	Recommendation 1: The Contractor is recommended to maintain and reinstate the bird curtains at the eastern and northern site boundary (Portion 1 – YLSTW).	NA
Landscape and Visual Impact	6 Oct 2021	Recommendation 1: Trees behind the dismantling changing room at south boundary should be properly protected according to GLTM of DevB recommended measures or specification for the project (Portion 1 – YLSTW).	6 Oct 2021
	12 Oct 2021	Observation 1: Demolition of changing room ensure removal of concrete debris process do not causing unnecessary damage of branches by backhoe (Portion 1 – YLSTW).	15 Oct 2021
		Observation 2: Re-alignment of water barrier to enlarge Tree Protection Zone (Portion 1 – YLSTW).	
	20 Oct 2021	Reminder 1: Demolition works at changing room area should be handled with care to protect trees (Portion 1 – YLSTW).	20 Oct 2021
	3 Nov 2021	Recommendation 1: Keep area around retained trees clear of construction material as far as possible (Portion 1 – YLSTW).	4 Nov 2021
	17 Nov 2021	Recommendation 1: Keep tree protection zone clear of construction equipment / tools (Portion 1 – YLSTW).	17 Nov 2021
	30 Nov 2021	Recommendation 1: Keep tree protection zone free of stockpiling or construction materials (Portion 1 – YLSTW).	1 Dec 2021
Permit / Licenses	NA		
Others	NA		

5.2 Advice on the Solid and Liquid Waste Management Status

5.2.1 The Contractor registered as a chemical waste producer for the Contract. Sufficient numbers of receptacles were available for general refuse collection and sorting.

5.2.2 The management of waste generated by the construction is presented in **Table 5.2**.

Table 5.2 – Waste Generated by the Construction and Disposal Ground

Types of Waste	Disposal Ground
Inert C&D Waste (Excluding slurry and bentonite)	Tuen Mun Area 38
Inert C&D Waste (For slurry and bentonite)	Tseung Kwan O Area 137
Non-inert C&D Materials	North East New Territories Landfill (NENT)
Sludge	West New Territories Landfill (WENT)
Marine Sediment	(The application is still in progress and EPD will allocate the disposal ground once the application is approved)

- 5.2.3 The amount of wastes generated by the site activities in the reporting period is shown in **Appendix F**.
- 5.2.4 If off-site disposal is required, the excavated marine mud from the land-based works shall be disposed of at the designated disposal sites within Hong Kong as allocated by the Marine Fill Committee or other locations as agreed by the Director. The Contractor shall ensure no spilling and overflowing of materials during loading / unloading / transportation is allowed.
- 5.2.5 The Contractor was reminded that chemical waste should be properly treated and stored temporarily in designated chemical waste storage area on site in accordance with the Code of Practice on the Packing, Labelling and Storage of Chemical Waste.

6. NON-COMPLIANCE, COMPLAINTS, NOTIFICATIONS OF SUMMONS AND SUCCESSFUL PROSECUTIONS

6.1 Non-compliance (Exceedances of AL levels)

- 6.1.1 No Action and Limit Level exceedance was recorded for air quality monitoring and construction noise monitoring in the reporting period.
- 6.1.2 No Action and Limit Level exceedance was recorded for water quality in the reporting period.
- 6.1.3 No Action / Limit exceedance was recorded for noise levels at stations (NMS1 and NMS2) in close proximity to the active ardeid night roosts in the reporting period.
- 6.1.4 No Action / Limit exceedance was noted for the ecological monitoring of birds during the reporting period.
- 6.1.5 No corrective actions were required according to the Even-Action Plans.

6.2 Complaints, Notification of Summons and Prosecution

- 6.2.1 No environmental complaint, notification of summons and successful prosecution were received in the reporting period.
- 6.2.2 Cumulative complaint log, summaries of complaints, notification of summons and successful prosecutions are presented in **Appendix H**.
- 6.2.3 No corrective actions were required.

7. IMPLEMENTATION STATUS OF ENVIRONMENTAL MITIGATION MEASURE

7.1 Implementation Status

The Contractor had implemented environmental mitigation measures and requirements as stated in the EIA Report, the EP and EM&A Manual. The implementation status of the environmental mitigation measures during the reporting period is summarized in **Appendix G**.

The status of required submissions under the EP as of the reporting period are summarized in **Table 7.1**.

Table 7.1 – Summary of EP Submissions Status

EP Condition (EP-565/2019)	Submission Title	Submission Status
Condition 2.9	Construction Phase Emergency Response Plan	Submitted to EPD with ET certification and IEC verification, to be finalised and made available for public inspection via the dedicated website.
Condition 2.11	Pre-construction Ardeid Night Roost Survey Report	Submitted to EPD with ET certification and IEC verification, finalised and available for public inspection via the dedicated website.
EM&A Manual Sec. 7.3.3 & 7.3.4	Baseline Bird Survey Report	Submitted to EPD with ET certification and IEC verification, finalised and available for public inspection via the dedicated website.
Condition 2.12	Noise Mitigation Measures Plan	Submitted to EPD with ET certification and IEC verification, to be finalised and made available for public inspection via the dedicated website.
Condition 2.13	Proposal for Minimization of Overspill Light to Ecological Sensitive Areas	Submitted to EPD with ET certification and IEC verification, finalised and available for public inspection via the dedicated website.
Condition 2.14	Supplementary Contamination Assessment Plan	Submitted to EPD with ET certification and IEC verification, finalised and available for public inspection via the dedicated website.
Condition 2.14	Contamination Assessment Report for Main Storeroom & Workshops	Submitted to EPD with ET certification and IEC verification, to be finalised and made available for public inspection via the dedicated website.
Condition 2.14	Contamination Assessment Report for Mechanical Workshop	Submitted to EPD with ET certification and IEC verification, to be finalised and made available for public inspection via the dedicated website.
Condition 2.15	Landscape and Visual Mitigation Plan	Submitted to EPD with ET certification and IEC verification, to be finalised and made available for public inspection via the dedicated website.
Condition 3.3	Baseline Monitoring Report	Submitted to EPD with ET certification and IEC verification, finalised and available for public inspection via the dedicated website.
Condition 3.4	Monthly EM&A Report (from April to December 2021)	Submitted to EPD with ET certification and IEC verification, finalised and available for public inspection via the dedicated website.

EP Condition (EP-565/2019)	Submission Title	Submission Status
Condition 3.5	Quarterly EM&A Report for April to June 2021	Submitted to EPD with ET certification and IEC verification, finalised and available for public inspection via the dedicated website.
	Quarterly EM&A Report for July to September 2021	
Condition 4.2	Environmental Monitoring Data from April to December 2021	Submitted to EPD with ET certification and IEC verification, finalised and available for public inspection via the dedicated website.

8. CONCLUSION AND RECOMMENDATION

8.1 Conclusions

- 8.1.1 No Action and Limit Level exceedance was recorded for air quality monitoring and construction noise monitoring in the reporting period.
- 8.1.2 No Action and Limit Level exceedance was recorded for water quality in the reporting period.
- 8.1.3 No Action / Limit exceedance was recorded for noise levels at stations (NMS1 and NMS2) in close proximity to the active ardeid night roosts in the monitoring period.
- 8.1.4 No Action / Limit exceedance was noted for the ecological monitoring of birds during the reporting period.
- 8.1.5 13 environmental site inspections and 13 landscape and visual site audits were carried out in the reporting period. Recommendations on mitigation measures were given to the Contractor for remediating the deficiencies identified during the site inspections.
- 8.1.6 Referring to the Contractor's information, no environmental complaint, notification of summons and successful prosecution was received in the reporting period.
- 8.1.7 The EM&A methodology has been effective in monitoring the environmental impacts of the Project and the effectiveness of the mitigation measures. The data collected were useful in determining whether the Project had caused unacceptable impacts on the sensitive receivers. Analysis of all EM&A data collected throughout the baseline and the impact periods demonstrated the environmental acceptability of the Project.

8.2 Comment and Recommendations

- 8.2.1 The recommended environmental mitigation measures, as proposed in the EIA report and EM&A Manual shall be effectively implemented to minimize the potential environmental impacts from the Project. The EM&A programme would effectively monitor the environmental impacts generated from the construction activities and ensure the proper implementation of mitigation measures.
- 8.2.2 According to the environmental site inspections performed in the reporting period, the following recommendations were provided:

Air Quality Impact

- The Contractor is reminded to cover the excavated soil properly with tarpaulin sheets to prevent dust emission.
- The Contractor is reminded to increase watering for dust suppression at loading/unloading area.

Construction Noise Impact

- No specific observation was identified in the reporting period.

Water Quality Impact

- Provide mitigation to prevent direct discharge of silt water into the storm drain.
- Gullies should de-silt near the main entrance of the piling area.
- The Contractor is reminded to provide sandbags along inner edge of U channel to prevent inflow of silty runoff.
- The Contractor is reminded to de-silt the gullies near the piling area.

Chemical Waste and Construction Waste Management

- Clean up the oil stain on road in front of Methane Compressor House with chemical absorbent pad and treat it as chemical waste for disposal.

Land Contamination

- No specific observation was identified in the reporting period.

Ecological Impact

- The Contractor is reminded to maintain and reinstate the silentup at the western site boundary.
- The Contractor is recommended to maintain and reinstate the bird curtains at the eastern and northern site boundary.

Landscape and Visual Impact

- Trees behind the dismantling changing room at south boundary should be properly protected according to GLTM of DevB recommended measures or specification for the project.
- Demolition of changing room ensure removal of concrete debris process do not causing unnecessary damage of branches by backhoe.
- Re-alignment of water barrier to enlarge Tree Protection Zone.

- Demolition works at changing room area should be handled with care to protect trees.
- Keep area around retained trees clear of construction material as far as possible.
- Keep tree protection zone clear of construction equipment / tools.
- Keep tree protection zone free of stockpiling or construction materials.

Hazard to Life

- No specific observation was identified in the reporting period.

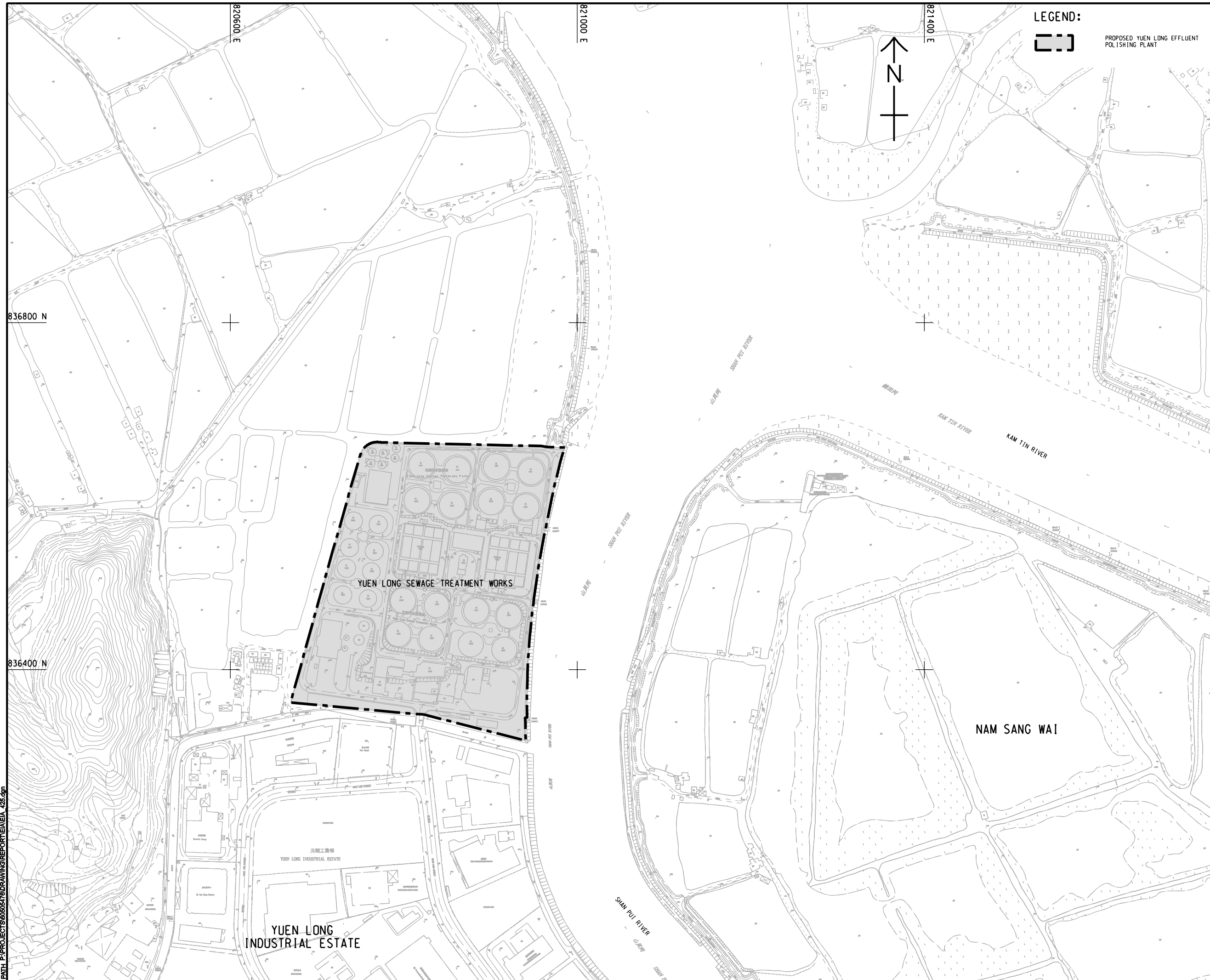
Permit/ Licenses


- No specific observation was identified in the reporting period.

Figure 1

Location of Proposed Yuen Long Effluent
Polishing Plant

Plot File by: SongYN 2018/02/27
 PATH: P:\PROJECTS\8060547\DRAWING\REPORT\EA\EA_425.dgn
 Project Management Initials: Designer: Checked: Approved: ISO A1 594mm x 841mm



LEGEND:
 PROPOSED YUEN LONG EFFLUENT POLISHING PLANT

AECOM
 PROJECT
YUEN LONG EFFLUENT POLISHING PLANT - INVESTIGATION, DESIGN AND CONSTRUCTION

CLIENT
 渠務署
 Drainage Services Department

CONSULTANT
 AECOM Asia Company Ltd.
 www.aecom.com

SUB-CONSULTANTS
 分判工程顧問公司

ISSUE/REVISION
 批註

IR	DATE	DESCRIPTION	CHK.
批註	日期	內容摘要	核對

STATUS
 階段

SCALE
 比例: A1 1 : 2000

DIMENSION UNIT
 尺寸單位: METRES

KEY PLAN
 索引圖

PROJECT NO.
 項目編號: 60505476

CONTRACT NO.
 合約編號: CE 3/2015 (DS)

SHEET TITLE
 圖紙名稱: LOCATION OF PROPOSED YUEN LONG EFFLUENT POLISHING PLANT

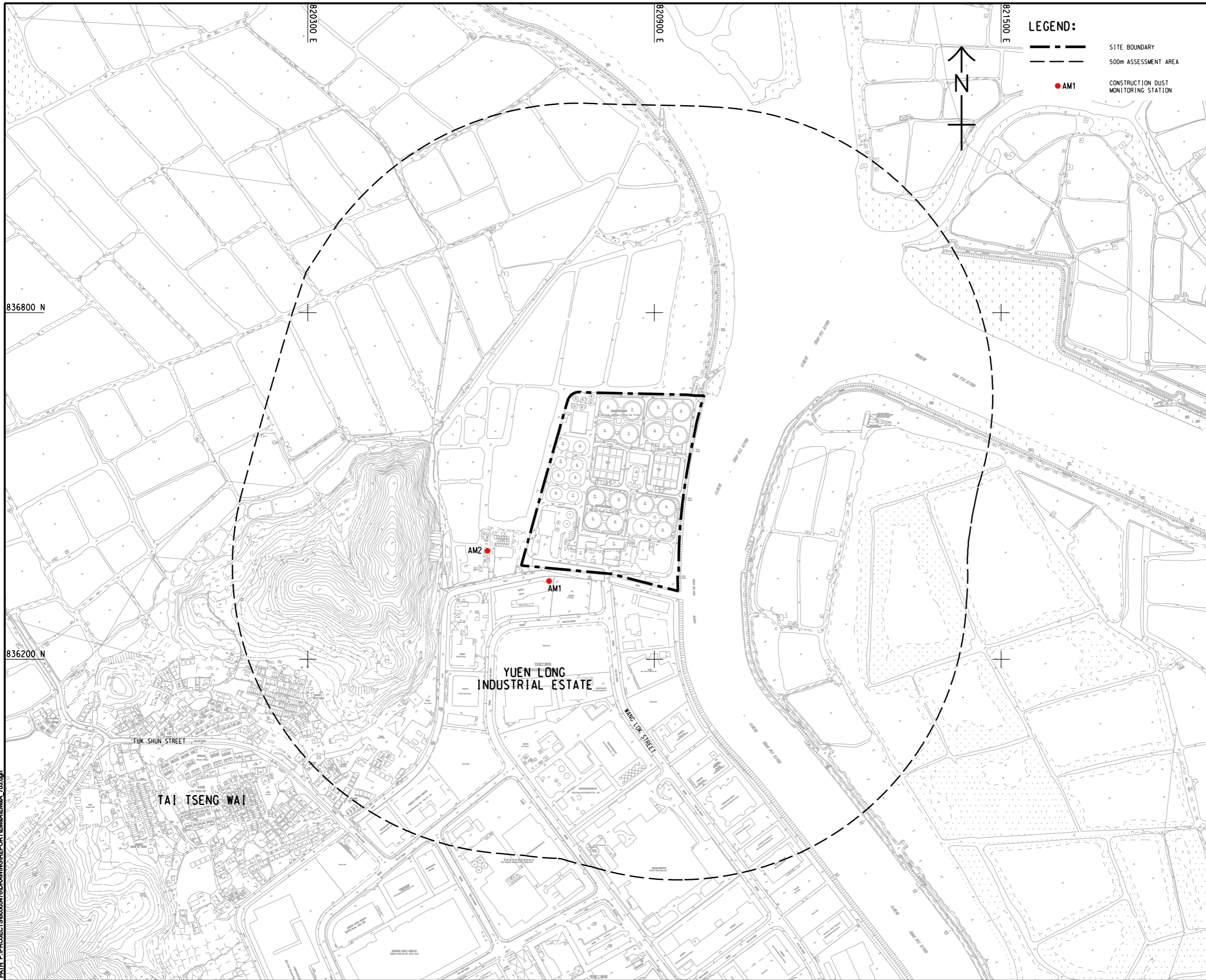
SHEET NUMBER
 圖紙編號

This drawing has been prepared for the use of AECOM's client. It may not be used, modified, reproduced or relied upon by third parties, except as agreed by AECOM in writing. AECOM accepts no responsibility, and denies any liability whatsoever, to any party, that uses or relies on this drawing without AECOM's express written consent. Do not scale this document. All measurements must be obtained from the master dimensions.

Figure 2

Air Quality Monitoring Locations

ISO A1 594mm x 841mm
 Approved:
 Checked:
 Designer:
 Project Management Initials:
 836800 N
 836200 N
 P:\PROJECTS\60565476\DRAWING\REPORT\EM\EA\EA_703.dgn
 11/29
 P:\PROJECTS\60565476\DRAWING\REPORT\EM\EA\EA_703.dgn



LEGEND:

- SITE BOUNDARY
- 500m ASSESSMENT AREA
- AM1 CONSTRUCTION DUST MONITORING STATION



PROJECT
 項目
YUEN LONG EFFLUENT POLISHING PLANT - INVESTIGATION, DESIGN AND CONSTRUCTION

CLIENT
 業主
渠務署
 Drainage Services Department

CONSULTANT
 工程顧問公司
 AECOM Asia Company Ltd.
 www.aecom.com

SUB-CONSULTANTS
 分門工程顧問公司

ISSUE/REVISION
 修訂

I/R	DATE	DESCRIPTION	CHK.
號	日期	內容摘要	核對

STATUS
 階段

SCALE
 比例
 A1 1 : 3000

DIMENSION UNIT
 尺寸單位
 METRES

KEY PLAN
 索引圖

PROJECT NO.
 項目編號
 60505476

CONTRACT NO.
 合約編號
 CE 3/2015 (DS)

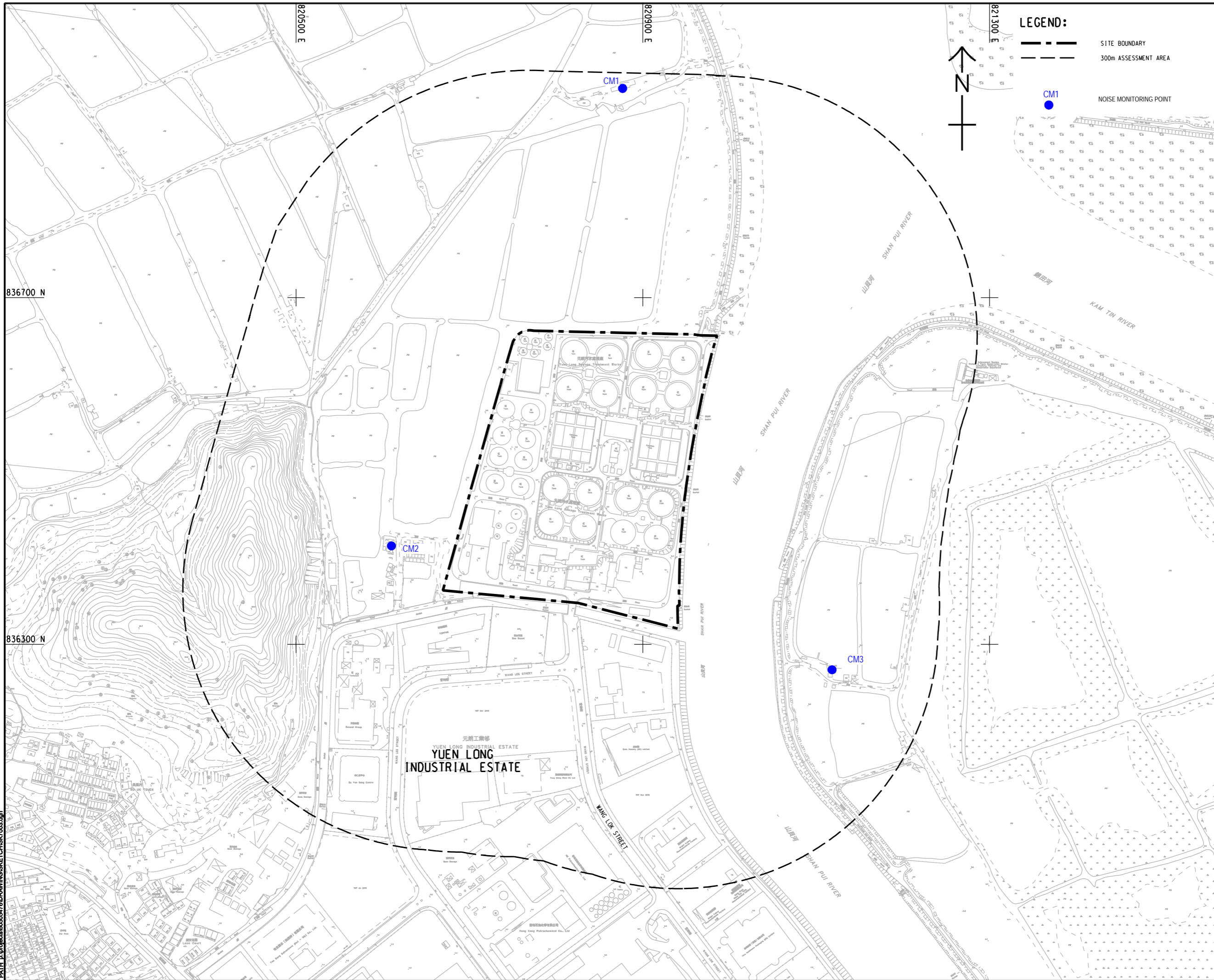
SHEET TITLE
 圖紙名稱
 LOCATION OF CONSTRUCTION DUST MONITING STATIONS

SHEET NUMBER
 圖紙編號

This drawing has been prepared for the use of AECOM's client. It may not be used, modified, reproduced or relied upon by third parties, except as required by law. AECOM accepts no responsibility, and disclaims any liability whatsoever, to any party, for losses or claims on this drawing without AECOM's express written consent. Do not scale this document. All measurements must be obtained from the related dimensions.

Figure 3

Noise Monitoring Locations



LEGEND:

- SITE BOUNDARY
- 300m ASSESSMENT AREA
- NOISE MONITORING POINT

AECOM

PROJECT
YUEN LONG EFFLUENT POLISHING PLANT - INVESTIGATION, DESIGN AND CONSTRUCTION

CLIENT
 渠務署
Drainage Services Department

CONSULTANT
 AECOM Asia Company Ltd.
 www.aecom.com

SUB-CONSULTANTS
 分判工程師/公司

ISSUE/REVISION

I/R	DATE	DESCRIPTION	CHK.

STATUS

SCALE
 A1 1:2000

DIMENSION UNIT
 METRES

KEY PLAN

PROJECT NO.
 60505476

CONTRACT NO.
 CE 3/2015 (DS)

SHEET TITLE
 LOCATIONS OF NOISE MONITORING POINTS

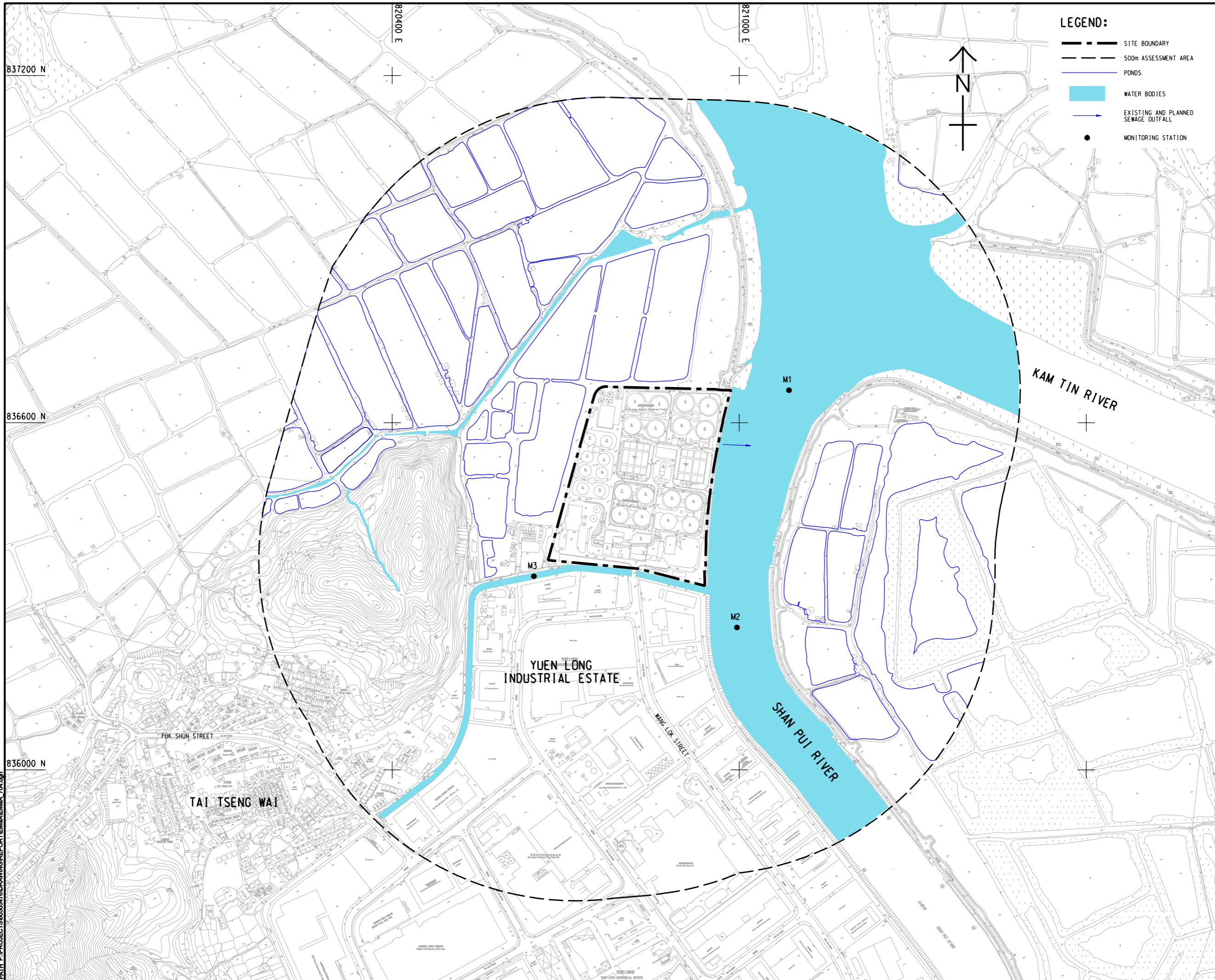
SHEET NUMBER

This drawing has been prepared for the use of AECOM's client. It may not be used, modified, reproduced or relied upon by third parties, except as agreed by AECOM in writing. AECOM accepts no responsibility, and does not warrant, for any party that uses or relies on this drawing without AECOM's express written consent. Do not scale this document. All measurements must be obtained from the stated dimensions.

Figure 4

Water Quality Monitoring Locations

Pld File by: Guo YU 12/18
 PATH: P:\PROJECTS\60505476\DRAWING\REPORT\EMBA\EMBA_704.dgn
 ISO A1 594mm x 841mm
 Approved: _____
 Checked: _____
 Designer: _____
 Project Management Initials: _____



LEGEND:

- SITE BOUNDARY
- 500m ASSESSMENT AREA
- PONDS
- WATER BODIES
- EXISTING AND PLANNED SEWAGE OUTFALL
- MONITORING STATION

AECOM

PROJECT
 項目

YUEN LONG EFFLUENT POLISHING PLANT - INVESTIGATION, DESIGN AND CONSTRUCTION

CLIENT
 業主

渠務署
 Drainage Services Department

CONSULTANT
 工程顧問公司

AECOM Asia Company Ltd.
 www.aecom.com

SUB-CONSULTANTS
 分門工程顧問公司

ISSUE/REVISION
 修訂

NO.	DATE	DESCRIPTION	CHK.

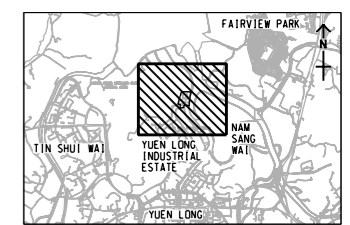
STATUS
 階段

SCALE
 比例

A3 1: 8000

DIMENSION UNIT
 尺寸單位

METRES



PROJECT NO.
 項目編號

60505476

CONTRACT NO.
 合約編號

CE 3/2015 (DS)

SHEET TITLE
 圖名

LOCATIONS OF WATER QUALITY MONITORING STATIONS FOR CONSTRUCTION PHASE

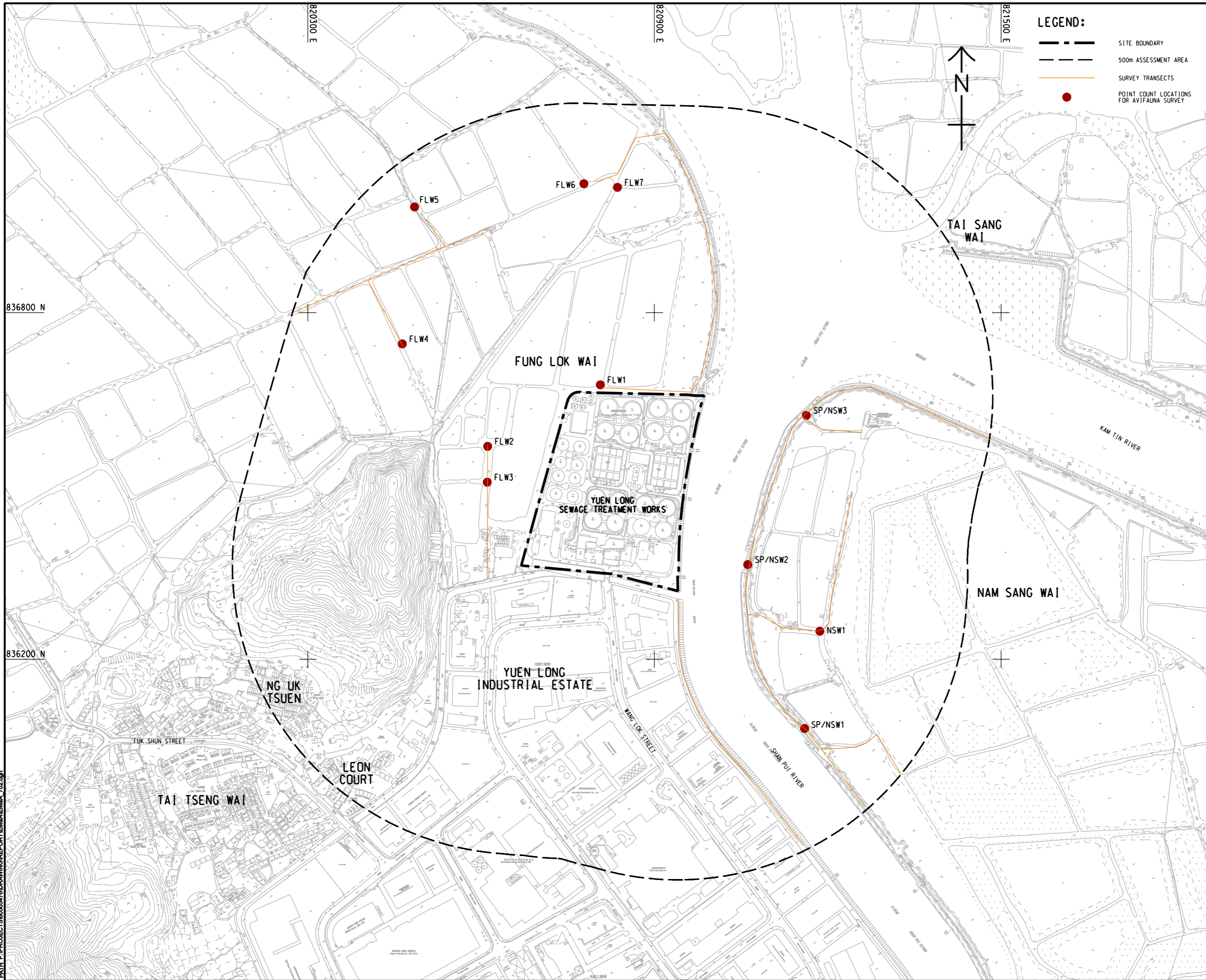
SHEET NUMBER
 圖號

This drawing has been prepared for the use of AECOM's client. It may not be used, modified, reproduced or relied upon by third parties, except as agreed by AECOM or as required by law. AECOM accepts no responsibility, and denies any liability whatsoever, to any party, for loss or damage of any kind, arising from the use of this drawing without AECOM's express written consent. All measurements must be obtained from the stated dimensions.

Figure 5

Ecology Monitoring Locations

ISO A1 594mm x 841mm
 Approved:
 Checked:
 Designer:
 Project Management Initials:
 836800 N
 836200 N
 P:\PROJECTS\60505476\DRAWING\REPORT\EM\A\EM_A_702.dgn
 Pld File by: ZENGFX 2018/05/30
 PATH: P:\PROJECTS\60505476\DRAWING\REPORT\EM\A\EM_A_702.dgn



LEGEND:

- SITE BOUNDARY
- 500m ASSESSMENT AREA
- SURVEY TRANSECTS
- POINT COUNT LOCATIONS FOR AVIFAUNA SURVEY



AECOM

PROJECT
 項目
YUEN LONG EFFLUENT POLISHING PLANT - INVESTIGATION, DESIGN AND CONSTRUCTION

CLIENT
 業主
 渠務署
 Drainage Services Department

CONSULTANT
 工程顧問公司
 AECOM Asia Company Ltd.
 www.aecom.com

SUB-CONSULTANTS
 分判工程顧問公司

ISSUE/REVISION
 修訂

I/R	DATE	DESCRIPTION	CHK.

STATUS
 階段

SCALE
 比例
 A1 1 : 3000

DIMENSION UNIT
 尺寸單位
 METRES

KEY PLAN
 索引圖

PROJECT NO.
 項目編號
 60505476

CONTRACT NO.
 合約編號
 CE 3/2015 (DS)

SHEET TITLE
 圖紙名稱
 ECOLOGICAL MONITORING LOCATIONS

SHEET NUMBER
 圖紙編號

This drawing has been prepared for the use of AECOM's client. It may not be used, modified, reproduced or relied upon by third parties, except as required by law. AECOM accepts no responsibility, and disclaims any liability whatsoever, to any party that uses or relies on this drawing without AECOM's express written consent. Do not scale this document. All measurements must be obtained from the related dimensions.

Appendix A

Construction Programme

Activity ID	Activity Name	Orig Dur	Early Start	Early Finish	Late Start	Late Finish	Total Float	2022												2023												2024												2025												2026												2027												2028											
								Q1	Q2	Q3	Q4	Q1	Q2	Q3	Q4	Q1	Q2	Q3	Q4	Q1	Q2	Q3	Q4	Q1	Q2	Q3	Q4	Q1	Q2	Q3	Q4	Q1	Q2	Q3	Q4	Q1	Q2	Q3	Q4	Q1	Q2	Q3	Q4	Q1	Q2	Q3	Q4	Q1	Q2	Q3	Q4	Q1	Q2	Q3	Q4																																				
YL Effluent Polishing Plant - Main Works Stage 1 - Detailed Works Programme								2202	27-Oct-20 A	09-Nov-27	30-Nov-21	09-Nov-27	0																																																																														
UPDATE-R7	Data Date DWP Revision 7	0		30-Oct-21 A		09-Nov-27		Data Date DWP Revision 7																																																																																			
UPDATE-R18	Data Date DWP Revision 8	0		30-Nov-21 A		09-Nov-27		Data Date DWP Revision 8																																																																																			
Contract Data Part 1								2569	27-Oct-20 A	09-Nov-27	01-Dec-21	09-Nov-27	0																																																																														
Commencement Date								2569	27-Oct-20 A	09-Nov-27	01-Dec-21	09-Nov-27	0																																																																														
CD1	Contract Date	0	27-Oct-20 A		01-Dec-21																																																																																						
CD2	Starting Date	0	09-Nov-20 A		01-Dec-21																																																																																						
CD3	Contract Completion	0	09-Nov-26		09-Nov-26																																																																																						
CD4	Establishment Period (12 months)	0	09-Nov-27		09-Nov-27																																																																																						
CD5	Defect Date (12 months)	0	09-Nov-27		09-Nov-27																																																																																						
Access Dates								1599	09-Nov-20 A	27-Mar-25	01-Dec-21	09-Nov-27	957																																																																														
ADP1	Portion 1 (sd)	0	09-Nov-20 A		30-Dec-21																																																																																						
ADWA1	Work Area WA1 (sd)	0	09-Nov-20 A		01-Dec-21																																																																																						
ADWA2	Work Area WA2 (sd) (new site possession) validity for 12 months and subject to renewal	365	05-Mar-21 A	04-Mar-22*	01-Dec-21	04-Mar-22	0	Work Area WA2 (sd) (new site possession) validity for 12 months and subject to renewal																																																																																			
ADP2	Portion 2 (sd+211d)	0	08-Jun-21 A		09-Nov-27			2;(sd+211d)																																																																																			
ADP3A	Portion 3A (sd+301d)	0	06-Sep-21 A		09-Nov-27			Portion 3A (sd+301d)																																																																																			
ADP5	Portion 5 (sd+944d)	0	11-Jun-23*		11-Jun-23			Portion 5 (sd+944d)																																																																																			
ADP3	Portion 3 (sd+1218d)	0	11-Mar-24*		10-Mar-24			Portion 3 (sd+1218d)																																																																																			
ADP4	Portion 4 (sd+1599d)	0	27-Mar-25*		27-Mar-25			Portion 4 (sd+1599d)																																																																																			
Contract Key Dates								1765	07-Apr-21 A	05-Feb-26	08-Jan-24	09-Nov-27	641																																																																														
CKD1	KD1 - Completion of Noise Barriers (sd+150d) (8 Apr 21)	0		07-Apr-21 A		09-Nov-27		Completion of Noise Barriers (sd+150d) (8 Apr 21)																																																																																			
CKD2	KD2 - Erection of Bird Curtain in vicinity of Mainstream Bioreactor, Ancillary facilities & Tertiary Treatment (6 May 21)	0		06-May-21 A		09-Nov-27		Erection of Bird Curtain in vicinity of Mainstream Bioreactor, Ancillary facilities & Tertiary Treatment (6 May 21)																																																																																			
CKD10	KD10 - Completion of Civil & Structural works of roof floor of sludge thickening bldg(8Jan24)	0		08-Jan-24*		08-Jan-24	0	KD10 - Completion of Civil & Structural works of roof floor of sludge thickening bldg(8Jan24)																																																																																			
CKD3	KD3 - Early Commissioning of Inlet Works100,000m3/d at ADWF,PST>54,000m3/d at ADWF, Civil, struct.,E&M & BS (11Mar 24)	0		11-Mar-24*		11-Mar-24	0	KD3 - Early Commissioning of Inlet Works100,000m3/d at ADWF, Civil, struct.,E&M & BS (11Mar 24)																																																																																			
CKD5	KD5 - Completion of Civil & Structural works of R/F of Inlet works (separate contractor to install PV Panels) (8 Jan 25)	0		08-Jan-25*		08-Jan-25	0	KD5 - Completion of Civil & Structural works of R/F of Inlet works (separate contractor to install PV Panels) (8 Jan 25)																																																																																			
CKD8	KD8 - Completion of Civil & Structural works of Sludge Dewatering Building (separate contractor E&M, BS & PV) (8 Jul 25)	0		08-Jul-25*		08-Jul-25	0	KD8 - Completion of Civil & Structural works of Sludge Dewatering Building (separate contractor E&M, BS & PV) (8 Jul 25)																																																																																			
CKD9	KD9 - Completion of Civil & Structural works of Administration Building (separate contractor E&M & BS)(6 Nov 25)	0		06-Nov-25*		06-Nov-25	0	KD9 - Completion of Civil & Structural works of Administration Building (separate contractor E&M & BS)(6 Nov 25)																																																																																			
CKD7	KD7 - Completion of Civil & structural works of R/F of Mainstream Bioreactor system and Ancillary facilities (8 Jan 26)	0		08-Jan-26*		08-Jan-26	0	KD7 - Completion of Civil & structural works of R/F of Mainstream Bioreactor system and Ancillary facilities (8 Jan 26)																																																																																			
CKD4	KD4 - Early Commissioning of Sewage & Sludge Treatment Facilities >60,000m3/d at ADWF (5 Feb 26)	0		05-Feb-26*		05-Feb-26	0	KD4 - Early Commissioning of Sewage & Sludge Treatment Facilities >60,000m3/d at ADWF (5 Feb 26)																																																																																			
CKD6	KD6 - Completion of Civil & Structural works of R/F of PST (separate contractor to install PV Panels) (5 Feb 26)	0		05-Feb-26*		05-Feb-26	0	KD6 - Completion of Civil & Structural works of R/F of PST (separate contractor to install PV Panels) (5 Feb 26)																																																																																			
Contract Section Completion								1494	06-Oct-22	08-Nov-26	06-Oct-22	08-Nov-26	0																																																																														
CSC1	Section 1 - Civil, Structural and Architectural works of CLP Substations No. 1 & 2 (for CLP install.) (sd+696d=06OCT2022)	0		06-Oct-22*		06-Oct-22	0	Section 1 - Civil, Structural and Architectural works of CLP Substations No. 1 & 2 (for CLP install.) (sd+696d=06OCT2022)																																																																																			
CSC2	Section 2 - Landscape Softworks except those Works under other sections (sd+2190d=08NOV2026)	0		08-Nov-26*		08-Nov-26	0	Section 2 - Landscape Softworks except those Works under other sections (sd+2190d=08NOV2026)																																																																																			
CSC3	Section 3 - Remainder of the Works, except Landscape Softworks & Establishment Works (sd+2190d=08NOV2026)	0		08-Nov-26*		08-Nov-26	0	Section 3 - Remainder of the Works, except Landscape Softworks & Establishment Works (sd+2190d=08NOV2026)																																																																																			
Environmental Constraints								1969	09-Nov-20 A	31-Mar-26	02-Dec-21	09-Nov-27	587																																																																														
NMM-2135	PS 1.105A Noise Mitigation Measures 2020-2021	143	09-Nov-20 A	31-Mar-21 A	09-Nov-27	09-Nov-27		Noise Mitigation Measures 2020-2021																																																																																			
EBS-2145	Egrets Breeding Season 2021	184	01-Mar-21 A	31-Aug-21 A	02-Dec-21	02-Dec-21		Egrets Breeding Season 2021																																																																																			
EBS-2155	Egrets Breeding Season 2022	184	01-Mar-22*	31-Aug-22	01-Mar-22	01-Mar-22	0	Egrets Breeding Season 2022																																																																																			
NMM-2155	PS 1.105A Noise Mitigation Measures 2022-2023	151	01-Nov-22*	31-Mar-23	01-Nov-22	31-Mar-23	0	PS 1.105A Noise Mitigation Measures 2022-2023																																																																																			
EBS-2165	Egrets Breeding Season 2023	184	01-Mar-23*	31-Aug-23	01-Mar-23	31-Aug-23	0	Egrets Breeding Season 2023																																																																																			
NMM-2165	PS 1.105A Noise Mitigation Measures 2023-2024	152	01-Nov-23*	31-Mar-24	01-Nov-23	31-Mar-24	0	PS 1.105A Noise Mitigation Measures 2023-2024																																																																																			
EBS-2175	Egrets Breeding Season 2024	184	01-Mar-24*	31-Aug-24	01-Mar-24	31-Aug-24	0	Egrets Breeding Season 2024																																																																																			
NMM-2175	PS 1.105A Noise Mitigation Measures 2024-2025	151	01-Nov-24*	31-Mar-25	01-Nov-24	31-Mar-25	0	PS 1.105A Noise Mitigation Measures 2024-2025																																																																																			
EBS-2185	Egrets Breeding Season 2025	183	02-Mar-25*	31-Aug-25	02-Mar-25	31-Aug-25	0	Egrets Breeding Season 2025																																																																																			
NMM-2185	PS 1.105A Noise Mitigation Measures 2025-2026	151	01-Nov-25*	31-Mar-26	01-Nov-25	31-Mar-26	0	PS 1.105A Noise Mitigation Measures 2025-2026																																																																																			
Planned Completion								2041	07-Apr-21 A	08-Nov-26	06-Oct-22	09-Nov-27	365																																																																														
Planned Key Dates								1765	07-Apr-21 A	05-Feb-26	08-Jan-24	09-Nov-27	641																																																																														
PKD1	KD1 - Completion of Noise Barriers (sd+150d) (8 Apr 21)	0		07-Apr-21 A		09-Nov-27		Completion of Noise Barriers (sd+150d) (8 Apr 21)																																																																																			
PKD2	KD2 - Erection of Bird Curtain in vicinity of Mainstream Bioreactor, Ancillary facilities & Tertiary Treatment (6 May 21)	0		06-May-21 A		09-Nov-27		Erection of Bird Curtain in vicinity of Mainstream Bioreactor, Ancillary facilities & Tertiary Treatment (6 May 21)																																																																																			
PKD10	KD10 - Completion of Civil & Structural works of roof floor of sludge thickening bldg(8Jan24)	0		16-Dec-23*		08-Jan-24	23	KD10 - Completion of Civil & Structural works of roof floor of sludge thickening bldg(8Jan24)																																																																																			
PKD5	KD5 - Completion of Civil & Structural works of R/F of Inlet works (separate contractor to install PV Panels) (8 Jan 25)	0		18-Dec-23*		08-Jan-25	387	KD5 - Completion of Civil & Structural works of R/F of Inlet works (separate contractor to install PV Panels) (8 Jan 25)																																																																																			
PPKD3	KD3 - Early Commissioning of Inlet Works100,000m3/d at ADWF,PST>54,000m3/d at ADWF, Civil, struct.,E&M & BS (11Mar 24)	0		11-Mar-24*		11-Mar-24	0	KD3 - Early Commissioning of Inlet Works100,000m3/d at ADWF, Civil, struct.,E&M & BS (11Mar 24)																																																																																			
PKD7	KD7 - Completion of Civil & structural works of R/F of Mainstream Bioreactor system and Ancillary facilities (8 Jan 26)	0		16-Apr-25*		08-Jan-26	267	KD7 - Completion of Civil & structural works of R/F of Mainstream Bioreactor system and Ancillary facilities (8 Jan 26)																																																																																			
PKD8	KD8 - Completion of Civil & Structural works of Sludge Dewatering Building (separate contractor E&M, BS & PV) (8 Jul 25)	0		08-Jul-25*		08-Jul-25	0	KD8 - Completion of Civil & Structural works of Sludge Dewatering Building (separate contractor E&M, BS & PV) (8 Jul 25)																																																																																			
PKD9	KD9 - Completion of Civil & Structural works of Administration Building (separate contractor E&M & BS)(6 Nov 25)	0		06-Oct-25*		06-Nov-25	31	KD9 - Completion of Civil & Structural works of Administration Building (separate contractor E&M & BS)(6 Nov 25)																																																																																			
PKD6	KD6 - Completion of Civil & Structural works of R/F of PST (separate contractor to install PV Panels) (5 Feb 26)	0		04-Feb-26*		05-Feb-26	1	KD6 - Completion of Civil & Structural works of R/F of PST (separate contractor to install PV Panels) (5 Feb 26)																																																																																			
PPKD4	KD4 - Early Commissioning of Sewage & Sludge Treatment Facilities >60,000m3/d at ADWF (5 Feb 26)	0		05-Feb-26*		05-Feb-26	0	KD4 - Early Commissioning of Sewage & Sludge Treatment Facilities >60,000m3/d at ADWF (5 Feb 26)																																																																																			
Planned Section Completion								1546	15-Aug-22	08-Nov-26	06-Oct-22	08-Nov-26	0																																																																														
PSC1	Section 1 - Civil, Structural and Architectural works of CLP Substations No. 1 & 2 (for CLP install.) (sd+696d=06OCT2022)	0		15-Aug-22*		06-Oct-22	52	Section 1 - Civil, Structural and Architectural works of CLP Substations No. 1 & 2 (for CLP install.) (sd+696d=06OCT2022)																																																																																			
PSC2	Section 2 - Landscape Softworks except those Works under other sections (sd+2190d=08NOV2026)	0		07-Nov-26*		08-Nov-26	1	Section 2 - Landscape Softworks except those Works under other sections (sd+2190d=08NOV2026)																																																																																			
PSC3	Section 3 - Remainder of the Works, except Landscape Softworks & Establishment Works (sd+2190d=08NOV2026)	0		08-Nov-26*		08-Nov-26	0	Section 3 - Remainder of the Works, except Landscape Softworks & Establishment Works (sd+2190d=08NOV2026)																																																																																			
Notification of Compensation Events								0	22-Jul-26	22-Jul-26	22-Jul-26	22-Jul-26	0																																																																														
NCE5	Impacted KD4 due to NCE No. 005 (11 May 2021)	0		22-Jul-26*		22-Jul-26	0	Impacted KD4 due to NCE No. 005 (11 May 2021)																																																																																			
Preliminary and Preparation Works								1751	27-Oct-20 A	31-May-26	01-Dec-21	09-Nov-27	451																																																																														
Subletting								682	27-Oct-20 A	08-Sep-22	01-Dec-21	09-Nov-27	1887																																																																														
SUB-110	Prebid - Ground Investigation Works	0		27-Oct-20 A		09-Nov-27		Ground Investigation Works																																																																																			
SUB-120	Prebid - Demolition of existing building and structure	0		27-Oct-20 A		01-Apr-22		Demolition of existing building and structure																																																																																			
SUB-130	Prebid - Design, Supply and Installation of Noise Barrier and Bird Curtain	0		27-Oct-20 A		09-Nov-27		Design, Supply and Installation of Noise Barrier and Bird Curtain																																																																																			
SUB-140	Prebid - Piling works for Inlet works and PST	0		27-Oct-20 A		25-Jul-22		Piling works for Inlet works and PST																																																																																			
SUB-150	Prebid - E&M works	0		27-Oct-20 A		12-Mar-24		E&M works																																																																																			
SUB-160	Submit/Approve Sub-letting Procedures	60	09-Nov-20 A	07-Jan-21 A	01-Dec-21	01-Dec-21		Submit/Approve Sub-letting Procedures																																																																																			
SUB-180	Subletting for MIC works	40	08-Jan-21 A	16-Feb-21 A	01-Dec-21	01-Dec-21		Subletting for MIC works																																																																																			
SUB-190	Subletting for Landscaping works	30	08-Jan-21 A	06-Feb-21 A	30-Dec-21	30-Dec-21		Subletting for Landscaping works																																																																																			



- Remaining Level of Effort
- DWP Rev.7
- Actual Work
- Remaining Work
- Critical Remaining Work

Contract DC/2019/10 - YLEPP - Main Works for Stage 1 Detailed Works Programme

Project ID : DWP.DPr8_211130a
Layout : DC201913 DWP rev.8
Page 1 of 29

Detailed Works Programme

Date	Revision	Checked	Approved
30-Nov-21	Rev. 8		
30-Oct-21	Rev. 7		
30-Sep-21	Rev. 6		

Activity ID	Activity Name	Orig Dur	Early Start	Early Finish	Late Start	Late Finish	Total Float	2022												2023												2024												2025												2026												2027												2028											
								Q1	Q2	Q3	Q4	Q1	Q2	Q3	Q4	Q1	Q2	Q3	Q4	Q1	Q2	Q3	Q4	Q1	Q2	Q3	Q4	Q1	Q2	Q3	Q4	Q1	Q2	Q3	Q4	Q1	Q2	Q3	Q4	Q1	Q2	Q3	Q4	Q1	Q2	Q3	Q4	Q1	Q2	Q3	Q4	Q1	Q2	Q3	Q4																																				
Administration Building								122	22-Apr-24	21-Aug-24	02-Jul-24	31-Oct-24	71																																																																														
TWD-300	Open Cut Design - Prepare & Submission for PM's review	45	22-Apr-24	05-Jun-24	02-Jul-24	15-Aug-24	71																																																																																				
TWD-310	Open Cut Design - Review by PM's & ICE review (28 d + 7d)	35	06-Jun-24	10-Jul-24	16-Aug-24	19-Sep-24	71																																																																																				
TWD-320	Open Cut Design - Resubmission for PM's & ICE review (7d prep & resub. + 7d ICE)	14	11-Jul-24	24-Jul-24	20-Sep-24	03-Oct-24	71																																																																																				
TWD-590	ELS - Submit to GEO (Dewatering Proposal)	28	25-Jul-24	21-Aug-24	04-Oct-24	31-Oct-24	71																																																																																				
TWD-330	Open Cut Design - Obtain Approval	7	15-Aug-24	21-Aug-24	25-Oct-24	31-Oct-24	71																																																																																				
Walkway								122	22-Apr-24	21-Aug-24	07-Jul-25	05-Nov-25	441																																																																														
TWD-600	Walkway - Prepare & Submission for PM's review	45	22-Apr-24	05-Jun-24	07-Jul-25	20-Aug-25	441																																																																																				
TWD-610	Walkway - Review by PM's & ICE review (28 d + 7d)	35	06-Jun-24	10-Jul-24	21-Aug-25	24-Sep-25	441																																																																																				
TWD-620	Walkway - Resubmission for PM's & ICE review (7d prep & resub. + 7d ICE)	14	11-Jul-24	24-Jul-24	25-Sep-25	08-Oct-25	441																																																																																				
TWD-630	ELS - Submit to GEO (Dewatering Proposal)	28	25-Jul-24	21-Aug-24	09-Oct-25	05-Nov-25	441																																																																																				
TWD-640	Walkway - Obtain Approval	7	15-Aug-24	21-Aug-24	30-Oct-25	05-Nov-25	441																																																																																				
Contractor's Permanent Works Design (include ATAL)								1562	30-Jan-21 A	10-May-25	29-Dec-21	09-Nov-27	912																																																																														
AIP								359	30-Jan-21 A	22-Dec-21	29-Dec-21	09-Nov-27	2147																																																																														
Package 1A - Mainstream Bio-Reactor System (AGS)								101	30-Jan-21 A	28-May-21 A	10-Oct-24	10-Oct-24																																																																															
AIP-420	E&M AIP Report for Mainstream Bio-Reactor System (AGS) - Prepare & Submission for PM's review	45	30-Jan-21 A	15-Mar-21 A	10-Oct-24	10-Oct-24																																																																																					
AIP-430	E&M AIP Report for Mainstream Bio-Reactor System (AGS) - Review by PM's & ICE review (28 d + 7d)	35	16-Mar-21 A	19-Apr-21 A	10-Oct-24	10-Oct-24																																																																																					
AIP-440	E&M AIP Report for Mainstream Bio-Reactor System (AGS) - Resubmission for further review	14	20-Apr-21 A	03-May-21 A	10-Oct-24	10-Oct-24																																																																																					
AIP-450	E&M AIP Report for Mainstream Bio-Reactor System (AGS) - Obtain Approval	7	04-May-21 A	28-May-21 A	10-Oct-24	10-Oct-24																																																																																					
Package 2A - Tertiary Treatment System (TTS)								80	28-Apr-21 A	16-Jul-21 A	28-Jun-22	09-Jul-22																																																																															
AIP-460	E&M AIP Report for Tertiary Treatment System (TTS) - Prepare & Submission for PM's review	45	28-Apr-21 A	11-Jun-21 A	28-Jun-22	28-Jun-22																																																																																					
AIP-470	E&M AIP Report for Tertiary Treatment System (TTS) - Review by PM's & ICE review (28 d + 7d)	35	19-May-21 A	22-Jun-21 A	09-Jul-22	09-Jul-22																																																																																					
AIP-480	E&M AIP Report for Tertiary Treatment System (TTS) - Resubmission for further review	14	26-Jun-21 A	09-Jul-21 A	09-Jul-22	09-Jul-22																																																																																					
AIP-490	E&M AIP Report for Tertiary Treatment System (TTS) - Obtain Approval	7	10-Jul-21 A	16-Jul-21 A	09-Jul-22	09-Jul-22																																																																																					
Package 3A - Plant Service Water								105	03-Apr-21 A	16-Aug-21 A	16-Aug-23	16-Aug-23																																																																															
AIP-500	E&M AIP Report for Plant Service Water - Prepare & Submission for PM's review	45	03-Apr-21 A	17-May-21 A	16-Aug-23	16-Aug-23																																																																																					
AIP-510	E&M AIP Report for Plant Service Water - Review by PM's & ICE review (28 d + 7d)	35	19-May-21 A	22-Jun-21 A	16-Aug-23	16-Aug-23																																																																																					
AIP-520	E&M AIP Report for Plant Service Water - Resubmission for further review	14	26-Jun-21 A	09-Jul-21 A	16-Aug-23	16-Aug-23																																																																																					
AIP-530	E&M AIP Report for Plant Service Water - Obtain Approval	7	10-Jul-21 A	16-Jul-21 A	16-Aug-23	16-Aug-23																																																																																					
Package 4A - E&M Report for Temp. Diversion Chamber and Pumping Station								67	23-Feb-21 A	28-May-21 A	09-Nov-27	09-Nov-27																																																																															
AIP-540	Advance Works - E&M Report for Temporary Diversion Chamber and Pumping Station - Prepare & Submission for PM's review	35	23-Feb-21 A	29-Mar-21 A	09-Nov-27	09-Nov-27																																																																																					
AIP-550	Advance Works - E&M Report for Temporary Diversion Chamber and Pumping Station - Review by PM's & ICE review (28 d + 7d)	35	06-Mar-21 A	09-Apr-21 A	09-Nov-27	09-Nov-27																																																																																					
AIP-560	Advance Works - E&M Report for Temporary Diversion Chamber and Pumping Station - Resubmission for further review	14	10-Apr-21 A	23-Apr-21 A	09-Nov-27	09-Nov-27																																																																																					
AIP-570	Advance Works - E&M Report for Temporary Diversion Chamber and Pumping Station - Obtain Approval	7	24-Apr-21 A	28-May-21 A	09-Nov-27	09-Nov-27																																																																																					
Package 4B - E&M Report for SCADA Relocation								119	30-Jan-21 A	28-May-21 A	09-Nov-27	09-Nov-27																																																																															
AIP-580	E&M AIP Report for Advance Works (SCADA Relocation) - Prepare & Submission for PM's review	63	30-Jan-21 A	02-Apr-21 A	09-Nov-27	09-Nov-27																																																																																					
AIP-590	E&M AIP Report for Advance Works (SCADA Relocation) - Review by PM's & ICE review (28 d + 7d)	35	03-Apr-21 A	07-May-21 A	09-Nov-27	09-Nov-27																																																																																					
AIP-600	E&M AIP Report for Advance Works (SCADA Relocation) - Resubmission for further review	14	08-May-21 A	21-May-21 A	09-Nov-27	09-Nov-27																																																																																					
AIP-610	E&M AIP Report for Advance Works (SCADA Relocation) - Obtain Approval	7	22-May-21 A	28-May-21 A	09-Nov-27	09-Nov-27																																																																																					
Package 4C - E&M Report for AGS Pilot Plant								89	01-Mar-21 A	28-May-21 A	01-Aug-27	01-Aug-27																																																																															
AIP-630	E&M AIP Report for Advance Works (AGS) - Prepare & Submission for PM's review	33	01-Mar-21 A	02-Apr-21 A	01-Aug-27	01-Aug-27																																																																																					
AIP-640	E&M AIP Report for Advance Works (AGS) - Review by PM's & ICE review (28 d + 7d)	35	03-Apr-21 A	07-May-21 A	01-Aug-27	01-Aug-27																																																																																					
AIP-650	E&M AIP Report for Advance Works (AGS) - Resubmission for further review	14	08-May-21 A	21-May-21 A	01-Aug-27	01-Aug-27																																																																																					
AIP-660	E&M AIP Report for Advance Works (AGS) - Obtain Approval	7	22-May-21 A	28-May-21 A	01-Aug-27	01-Aug-27																																																																																					
Package 5A - Electrical Power Supply System for Advance Works								98	20-Feb-21 A	28-May-21 A	08-Feb-22	08-Feb-22																																																																															
AIP-100	Electrical Power Supply System for Advance Works - Prepare & Submission for PM's review	42	20-Feb-21 A	02-Apr-21 A	08-Feb-22	08-Feb-22																																																																																					
AIP-110	Electrical Power Supply System for Advance Works - Review by PM's & ICE review (28 d + 7d)	35	03-Apr-21 A	07-May-21 A	08-Feb-22	08-Feb-22																																																																																					
AIP-120	Electrical Power Supply System for Advance Works - Resubmission for further review	14	08-May-21 A	21-May-21 A	08-Feb-22	08-Feb-22																																																																																					
AIP-130	Electrical Power Supply System for Advance Works - Obtain Approval	7	22-May-21 A	28-May-21 A	08-Feb-22	08-Feb-22																																																																																					
Package 5B - Electrical Power Supply System for YLEPP								39	20-Apr-21 A	28-May-21 A	25-Feb-23	25-Feb-23																																																																															
AIP-140	Electrical Power Supply System for YLEPP - Prepare & Submission for PM's review	11	20-Apr-21 A	30-Apr-21 A	25-Feb-23	25-Feb-23																																																																																					
AIP-150	Electrical Power Supply System for YLEPP - Review by PM's review	14	01-May-21 A	14-May-21 A	25-Feb-23	25-Feb-23																																																																																					
AIP-160	Electrical Power Supply System for YLEPP - Resubmission for PM's review	14	08-May-21 A	21-May-21 A	25-Feb-23	25-Feb-23																																																																																					
AIP-170	Electrical Power Supply System for YLEPP - Obtain Approval	7	22-May-21 A	28-May-21 A	25-Feb-23	25-Feb-23																																																																																					
Package 6A - Control & Monitoring System								173	01-May-21 A	02-Dec-21	28-Jul-22	29-Jul-22	239																																																																														
AIP-180	Control & Monitoring System - Prepare & Submission for PM's review	36	01-May-21 A	05-Jun-21 A	28-Jul-22	28-Jul-22																																																																																					
AIP-190	Control & Monitoring System - Review by PM's & ICE review (28 d + 7d)	35	06-Jun-21 A	10-Jul-21 A	28-Jul-22	28-Jul-22																																																																																					
AIP-200	Control & Monitoring System - Resubmission for further review	14	12-Jul-21 A	01-Dec-21	28-Jul-22	28-Jul-22																																																																																					
AIP-620	Control & Monitoring System - Obtain Approval	7	14-Sep-21 A	02-Dec-21	29-Jul-22	29-Jul-22																																																																																					
Package 7A - Building Services System								60	30-Mar-21 A	28-May-21 A	25-Apr-22	25-Apr-22																																																																															
AIP-220	BS System - Prepare & Submission for PM's review	7	30-Mar-21 A	05-Apr-21 A	25-Apr-22	25-Apr-22																																																																																					
AIP-230	BS System - Review by PM's & ICE review (28 d + 7d)	35	06-Apr-21 A	10-May-21 A	25-Apr-22	25-Apr-22																																																																																					
AIP-240	BS System - Resubmission for further review	14	08-May-21 A	21-May-21 A	25-Apr-22	25-Apr-22																																																																																					
AIP-250	BS System - Obtain Approval	7	22-May-21 A	28-May-21 A	25-Apr-22	25-Apr-22																																																																																					
Package 8A - E&M AIP Report for Sludge Thickening Building & Chemical System								102	01-Mar-21 A	10-Jun-21 A	29-Oct-22	29-Oct-22																																																																															
AIP-260	STB - Prepare & Submission for PM's review	46	01-Mar-21 A	15-Apr-21 A	29-Oct-22	29-Oct-22																																																																																					
AIP-270	STB - Review by PM's & ICE review (28 d + 7d)	35	16-Apr-21 A	20-May-21 A	29-Oct-22	29-Oct-22																																																																																					
AIP-280	STB - Resubmission for further review	14	21-May-21 A	03-Jun-21 A	29-Oct-22	29-Oct-22																																																																																					
AIP-290	STB - Obtain Approval	7	04-Jun-21 A	10-Jun-21 A	29-Oct-22	29-Oct-22																																																																																					
Package 9A - E&M AIP Report for Inlet Work (IW)								102	01-Mar-21 A	10-Jun-21 A	09-Nov-27	09-Nov-27																																																																															
AIP-670	IW - Prepare & Submission for PM's review	46	01-Mar-21 A	15-Apr-21 A	09-Nov-27	09-Nov-27																																																																																					
AIP-680	IW - Review by PM's & ICE review (28 d + 7d)	35	16-Apr-21 A	20-May-21 A	09-Nov-27	09-Nov-27																																																																																					
AIP-690	IW - Resubmission for further review	14	21-May-21 A	03-Jun-21 A	09-Nov-27	09-Nov-27																																																																																					
AIP-700	IW - Obtain Approval	7	04-Jun-21 A	10-Jun-21 A	09-Nov-27	09-Nov-27																																																																																					
Package 10A - E&M AIP Report for Primary Sedimentation Tank (PST)								113	01-Mar-21 A	21-Jun-21 A	09-Nov-27	09-Nov-27																																																																															



- █ Remaining Level of Effort
- █ DWP Rev.7
- █ Actual Work
- █ Remaining Work
- █ Critical Remaining Work

Contract DC/2019/10 - YLEPP - Main Works for Stage 1 Detailed Works Programme

Project ID : DWP.DPr8_211130a
Layout : DC201913 DWP rev.8
Page 3 of 29

Detailed Works Programme			
Date	Revision	Checked	Approved
30-Nov-21	Rev. 8		
30-Oct-21	Rev. 7		
30-Sep-21	Rev. 6		

Activity ID	Activity Name	Orig Dur	Early Start	Early Finish	Late Start	Late Finish	Total Float	2022												2023												2024												2025												2026												2027												2028											
								Q1	Q2	Q3	Q4	Q1	Q2	Q3	Q4	Q1	Q2	Q3	Q4	Q1	Q2	Q3	Q4	Q1	Q2	Q3	Q4	Q1	Q2	Q3	Q4	Q1	Q2	Q3	Q4	Q1	Q2	Q3	Q4	Q1	Q2	Q3	Q4	Q1	Q2	Q3	Q4																																												
Stage 7 : SD 5,6 Foundation and ELS Works								259	12-Sep-24	01-Aug-25	20-Jan-25	11-May-26	226																																																																														
Z3S8SD-1000	Sludge Digester No. 5-6 - Pre-drill (3 nos. SD-PD8,SD-PD9,SD-PD11)	48	12-Sep-24	09-Nov-24	20-Jan-25	21-Mar-25	105																																																																																				
Z3S8SD-1010	Sludge Digester No. 5-6 - Pre-drill (1 no. SD-PD10)	14	11-Nov-24	26-Nov-24	22-Mar-25	08-Apr-25	105																																																																																				
Z3S8SD-1030	Sludge Digester No. 5-6 - Driven H-pile (90 nos. 1.5m/d/rig)	60	01-Apr-25	17-Jun-25	09-Apr-25	24-Jun-25	6																																																																																				
Z3S8SD-1040	Sludge Digester No. 5-6 - Sheet Piles Install (3,128m ² , @90m ² /d)	38	18-Jun-25	01-Aug-25	25-Jun-25	08-Aug-25	6																																																																																				
Z3S8SD-2280	Sludge Digester No. 5-6 - Submit to GEO (28d)	28	18-Jun-25	21-Jul-25	08-Apr-26	11-May-26	236																																																																																				
Z3S8SD-2260	Sludge Digester No. 5-6 - Monitoring Installation and Pumping Test	21	09-Jul-25	01-Aug-25	12-Nov-25	05-Dec-25	105																																																																																				
Stage 7 : H2S System								65	22-Oct-24	08-Jan-25	23-May-25	08-Aug-25	169																																																																														
H2S-180	H2S Removal System - Structure Phase 1	65	22-Oct-24	08-Jan-25	23-May-25	08-Aug-25	169																																																																																				
Stage 8								577	23-Sep-24	27-Jul-26	22-Oct-24	08-Nov-27	402																																																																														
Z3S8-3380	Completion of Stage 8	0		27-Jul-26		08-Nov-27	397																																																																																				
Stage 8 : New Sludge Digester No. 1 and 2 (Continued)								81	23-Sep-24	30-Dec-24	31-Oct-25	05-Feb-26	325																																																																														
Stage 8 : Testing & Commissioning								81	23-Sep-24	30-Dec-24	31-Oct-25	05-Feb-26	325																																																																														
S8 : Process Start-Up								35	23-Sep-24	04-Nov-24	31-Oct-25	10-Dec-25	325																																																																														
Z3S3-3310	SDT No.1&2 - T&C - Pugging of tank and pipeworks at Stage 8	35	23-Sep-24	04-Nov-24	31-Oct-25	10-Dec-25	325																																																																																				
Z3S3-3320	SDT No.1&2 - T&C - Seeding at Stage 8	35	23-Sep-24	04-Nov-24	31-Oct-25	10-Dec-25	325																																																																																				
Z3S3-3330	SDT No.1&2 - T&C - Sludge Mixing and Digestion at Stage 8	35	23-Sep-24	04-Nov-24	31-Oct-25	10-Dec-25	325																																																																																				
S8 : System Commissioning								46	05-Nov-24	30-Dec-24	11-Dec-25	05-Feb-26	325																																																																														
Z3S3-2900	SDT No.1&2 - T&C - System Commissioning	34	05-Nov-24	13-Dec-24	11-Dec-25	22-Jan-26	325																																																																																				
Z3S3-2930	Switch sludge to new Sludge Digester and Biogas Holder	12	14-Dec-24	30-Dec-24	23-Jan-26	05-Feb-26	325																																																																																				
Z3S3-2950	Achieve 60,000m ³ /d Flowrate (KD4)	0		30-Dec-24		05-Feb-26	325																																																																																				
Stage 8 : New Sludge Digester No. 4 (Continued)								283	09-Aug-25	27-Jul-26	18-Aug-25	08-Nov-27	397																																																																														
Stage 8 : SD 4 Foundation and ELS Works								17	09-Aug-25	28-Aug-25	18-Aug-25	05-Sep-25	7																																																																														
S8 : Excavation and Strut Installation								17	09-Aug-25	28-Aug-25	18-Aug-25	05-Sep-25	7																																																																														
Z3S8SD-2130	Sludge Digester No. 4 - Strut Installation S4 (-5.9mPD)	8	09-Aug-25	18-Aug-25	28-Aug-25	05-Sep-25	16																																																																																				
Z3S8SD-2140	Sludge Digester No. 4 - ELS Excavation (-5.9 to -8.9mPD)	17	09-Aug-25	28-Aug-25	18-Aug-25	05-Sep-25	7																																																																																				
Stage 8 : SD 4 Civil and Structural Works								137	29-Aug-25	11-Feb-26	06-Sep-25	26-Feb-26	7																																																																														
S8 : SD 4 Substructure								86	29-Aug-25	10-Dec-25	06-Sep-25	18-Dec-25	7																																																																														
Z3S8SD-2150	Sludge Digester No. 4 - Structure (-8.9 to -6.8mPD) Base Slab	18	29-Aug-25	18-Sep-25	06-Sep-25	26-Sep-25	7																																																																																				
Z3S8SD-2160	Sludge Digester No. 4 - Structure (-6.8 to -3.8mPD)	17	19-Sep-25	10-Oct-25	27-Sep-25	10-Oct-25	7																																																																																				
Z3S8SD-2170	Sludge Digester No. 4 - Structure (-3.8 to -0.8mPD)	17	11-Oct-25	31-Oct-25	20-Oct-25	08-Nov-25	7																																																																																				
Z3S8SD-2180	Sludge Digester No. 4 - Structure (-0.8 to 2.2mPD)	17	01-Nov-25	20-Nov-25	10-Nov-25	28-Nov-25	7																																																																																				
Z3S8SD-2190	Sludge Digester No. 4 - Structure (+2.2 to +5.2mPD)	17	21-Nov-25	10-Dec-25	29-Nov-25	18-Dec-25	7																																																																																				
S8 : SD 4 Superstructure								51	11-Dec-25	11-Feb-26	19-Dec-25	26-Feb-26	7																																																																														
Z3S8SD-2200	Sludge Digester No. 4 - Structure (+5.2 to +8.2mPD)	10	11-Dec-25	22-Dec-25	19-Dec-25	02-Jan-26	7																																																																																				
Z3S8SD-2210	Sludge Digester No. 4 - Structure (+8.2 to +11.2mPD)	10	23-Dec-25	06-Jan-26	03-Jan-26	14-Jan-26	7																																																																																				
Z3S8SD-2220	Sludge Digester No. 4 - Structure (+11.2 to +14.2mPD)	10	07-Jan-26	17-Jan-26	15-Jan-26	26-Jan-26	7																																																																																				
Z3S8SD-2230	Sludge Digester No. 4 - Structure (+14.2 to +16.83mPD)	10	19-Jan-26	29-Jan-26	27-Jan-26	06-Feb-26	7																																																																																				
Z3S8SD-2240	Sludge Digester No. 4 - Structure (+16.83 to +18.3mPD)	11	30-Jan-26	11-Feb-26	07-Feb-26	26-Feb-26	7																																																																																				
Stage 8 : E&M Works SDT No.3 & No.4								129	12-Feb-26	27-Jul-26	27-Feb-26	08-Nov-27	397																																																																														
ATALZ3S8-2000	SDT No.3&4 - Tank Internal Pipework and Jet Nozzle Installation	115	12-Feb-26	10-Jul-26	27-Feb-26	18-Jul-26	7																																																																																				
ATALZ3S8-2010	SDT No.3&4 - Pumps and Heat Exchanger Installation	115	12-Feb-26	10-Jul-26	27-Feb-26	18-Jul-26	7																																																																																				
ATALZ3S8-2020	SDT No.3&4 - Tank Associated Pipework	115	12-Feb-26	10-Jul-26	27-Feb-26	18-Jul-26	7																																																																																				
ATALZ3S8-2001	SDT No.3&4 - E&M Handover	0	12-Feb-26		27-Feb-26		7																																																																																				
ATALZ3S8-2060	STB - Plant Service Water System(PSW) Installation	30	04-Jun-26	10-Jul-26	05-Oct-27	08-Nov-27	411																																																																																				
ATALZ3S8-2025	SDT No.3&4 - Installation and Set-Up for SCADA System	14	11-Jul-26	27-Jul-26	23-Oct-27	08-Nov-27	397																																																																																				
Stage 8 : New Sludge Digester No. 5 and 6 (Continued)								262	29-Aug-25	22-Jul-26	06-Dec-25	09-Oct-26	66																																																																														
Stage 8 : SD 5,6 Foundation and ELS Works								121	29-Aug-25	23-Jan-26	06-Dec-25	11-May-26	82																																																																														
Z3S8SD-1060	Sludge Digester No. 5-6 - ELS Excavation (+6.0 to +4.6mPD)	24	29-Aug-25	25-Sep-25	06-Dec-25	06-Jan-26	82																																																																																				
Z3S8SD-1070	Sludge Digester No. 5-6 - Strut Installation S1 (+4.6mPD)	12	26-Sep-25	11-Oct-25	25-Feb-26	10-Mar-26	118																																																																																				
Z3S8SD-1080	Sludge Digester No. 5-6 - ELS Excavation (+4.6 to +1.1mPD)	24	26-Sep-25	25-Oct-25	07-Jan-26	03-Feb-26	82																																																																																				
Z3S8SD-1090	Sludge Digester no. 5-6 - Marine Sediments Treatment and Disposal	40	27-Oct-25	12-Dec-25	13-Feb-26	10-Apr-26	90																																																																																				
Z3S8SD-1100	Sludge Digester No. 5-6 - Strut Installation S2 (+1.1mPD)	12	27-Oct-25	10-Nov-25	11-Mar-26	24-Mar-26	106																																																																																				
Z3S8SD-1110	Sludge Digester No. 5-6 - ELS Excavation (+1.1 to -2.4mPD)	24	27-Oct-25	24-Nov-25	04-Feb-26	10-Mar-26	82																																																																																				
Z3S8SD-1120	Sludge Digester No. 5-6 - Strut Installation S3 (-2.4mPD)	12	25-Nov-25	08-Dec-25	25-Mar-26	10-Apr-26	94																																																																																				
Z3S8SD-1130	Sludge Digester No. 5-6 - ELS Excavation (-2.4 to -5.9mPD)	24	25-Nov-25	22-Dec-25	11-Mar-26	10-Apr-26	82																																																																																				
Z3S8SD-1140	Sludge Digester No. 5-6 - Strut Installation S4 (-5.9mPD)	12	23-Dec-25	08-Jan-26	11-Apr-26	24-Apr-26	82																																																																																				
Z3S8SD-1150	Sludge Digester No. 5-6 - ELS Excavation (-5.9 to -8.9mPD)	25	23-Dec-25	23-Jan-26	11-Apr-26	11-May-26	82																																																																																				
Stage 8 : SD 5,6 Civil and Structural Works								125	12-Feb-26	22-Jul-26	12-May-26	09-Oct-26	66																																																																														
S8 : SD 5,6 Substructure								125	12-Feb-26	22-Jul-26	12-May-26	09-Oct-26	66																																																																														
Z3S8SD-1170	Sludge Digester No. 5-6 - Structure (-8.9 to -6.8mPD) Base Slab	25	12-Feb-26	19-Mar-26	12-May-26	10-Jun-26	66																																																																																				
Z3S8SD-1180	Sludge Digester No. 5-6 - Structure (-6.8 to -3.8mPD)	25	20-Mar-26	21-Apr-26	11-Jun-26	11-Jul-26	66																																																																																				
Z3S8SD-1190	Sludge Digester No. 5-6 - Structure (-3.8 to -0.8mPD)	25	22-Apr-26	21-May-26	13-Jul-26	10-Aug-26	66																																																																																				
Z3S8SD-1200	Sludge Digester No. 5-6 - Structure (-0.8 to 2.2mPD)	25	22-May-26	22-Jun-26	11-Aug-26	08-Sep-26	66																																																																																				
Z3S8SD-1210	Sludge Digester No. 5-6 - Structure (+2.2 to +4.0mPD)	25	23-Jun-26	22-Jul-26	09-Sep-26	09-Oct-26	66																																																																																				
Stage 8 : H2S System (Continued)								253	09-Jan-25	18-Nov-25	28-Nov-25	09-Oct-26	261																																																																														
H2S-170	H2S Removal System - Structure Phase 2	91	09-Jan-25	07-May-25	28-Nov-25	24-Mar-26	261																																																																																				
H2S-150	H2S Removal System - E&M Installation c/w above ground pipeworks	110	08-May-25	15-Sep-25	25-Mar-26	07-Aug-26	261																																																																																				
H2S-155	H2S Removal System - Loading of Ferric Oxide	110	08-May-25	15-Sep-25	25-Mar-26	07-Aug-26	261																																																																																				
H2S-149	H2S Removal System - E&M Handover	0	08-May-25		25-Mar-26		261																																																																																				
H2S-160	H2S Removal System and Other E&M T&C	52	16-Sep-25	18-Nov-25	08-Aug-26	09-Oct-26	261																																																																																				
Stage 8 : Biogas Holders No. 2,3 and 4								383	22-Oct-24	05-Feb-26	22-Oct-24	05-Feb-26	0																																																																														
Z3BH-1020	Biogas Holder No. 2-4 - Ground Improvement Including Surcharge	160	22-Oct-24	12-May-25	22-Oct-24	12-May-25	0																																																																																				
Z3BH-1030	Biogas Holder No. 2-4 - 800 Thick Base Slab Including Pipeworks	39	13-May-25	27-Jun-25	13-May-25	27-Jun-25	0																																																																																				
Stage 8 : E&M Installation Works BH 2,3,4								184	28-Jun-25	05-Feb-26	28-Jun-25	05-Feb-26	0																																																																														



	Remaining Level of Effort
	DWP Rev.7
	Actual Work
	Remaining Work
	Critical Remaining Work

Contract DC/2019/10 - YLEPP - Main Works for Stage 1

Detailed Works Programme


Project ID : DWP.DPr8_211130a
Layout : DC201913 DWP rev.8
Page 28 of 29

Detailed Works Programme			
Date	Revision	Checked	Approved
30-Nov-21	Rev. 8		
30-Oct-21	Rev. 7		
30-Sep-21	Rev. 6		

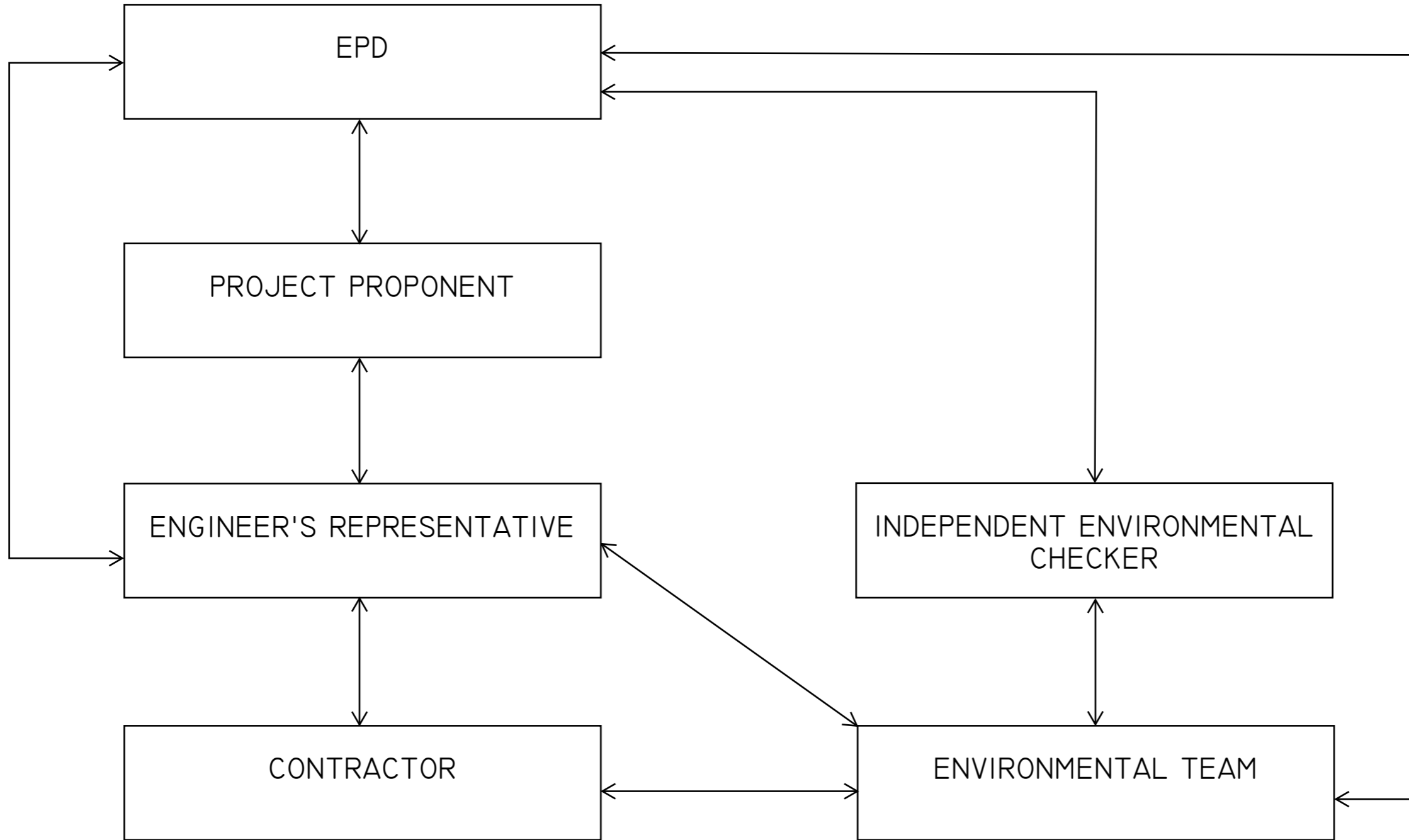
Appendix B

Project Organization Chart

LEGEND:



LINE OF COMMUNICATION



PROJECT

YUEN LONG EFFLUENT
POLISHING PLANT -
INVESTIGATION, DESIGN
AND CONSTRUCTION

CLIENT

渠務署
Drainage Services Department

CONSULTANT

AECOM Asia Company Ltd.
www.aecom.com

SUB-CONSULTANTS

ISSUE/REVISION

I/R	DATE	DESCRIPTION	CHK.

STATUS

SCALE

A3 1 : 40000

DIMENSION UNIT

METRES

KEY PLAN

PROJECT NO.

60505476

CONTRACT NO.

CE 3/2015 (DS)

SHEET TITLE

PROJECT ORGANISATION

SHEET NUMBER

This drawing has been prepared for the use of AECOM's client. It may not be used, modified, reproduced or related upon by third parties, except as agreed by AECOM or as required by law. AECOM accepts no responsibility, and denies any liability whatsoever, to any party that uses or relies on this drawing without AECOM's express written consent. Do not scale this document. All measurements must be obtained from the master dimensions.

Appendix C

Action and Limit Level

Action / Limit Levels for Air Quality

Parameters	Action Level	Limit Level
1-hour TSP Level in $\mu\text{g}/\text{m}^3$	¹ For baseline level $\leq 384 \mu\text{g}/\text{m}^3$, Action level = $(\text{baseline level} * 1.3 + \text{Limit level})/2$; For baseline level $> 384 \mu\text{g}/\text{m}^3$, Action level = Limit level	500 $\mu\text{g}/\text{m}^3$

Notes:

1. The Action Level for 1-hour TSP Level:

a) $\text{AMS 2} = (63 * 1.3 + 500) / 2 = 291 \mu\text{g}/\text{m}^3$;

b) $\text{AMS 3C} = (70 * 1.3 + 500) / 2 = 296 \mu\text{g}/\text{m}^3$.

Action and Limit Levels for Construction Noise

Time Period	Action Level	Limit Level
0700 - 1900 hours on normal weekdays	When one documented complaint is received	75 dB(A) *

Notes:

- If works are to be carried out during restricted hours, the conditions stipulated in the construction noise permit issued by the Noise Control Authority have to be followed.
- Correction of +3 dB(A) shall be made to the free field measurements.

Action and Limit Levels for Water Quality

Parameters	Action Levels	Limit Levels
<i>Construction Phase Water Quality Monitoring</i>		
DO in mg/L (Surface, Middle & Bottom) ²	<p>Surface & Middle 5%-ile of baseline data for surface and middle layer.</p> <p>Bottom 5%-ile of baseline data for bottom layer.</p>	<p>Surface & Middle 4 mg/L or 1%-ile of baseline data for surface and middle layer.</p> <p>Bottom 2 mg/L or 1%-ile of baseline data for bottom layer.</p>
SS in mg/L (depth-averaged ¹) ³	95%-ile of baseline data or 120% of upstream control station's SS recorded on the same day	99%-ile of baseline data or 130% of upstream control station's SS recorded on the same day
Turbidity in NTU (depth-averaged ¹) ³	95%-ile of baseline data or 120% of upstream control station's turbidity recorded on the same day	99%-ile of baseline data or 130% of upstream control station's turbidity recorded on the same day

Notes:

- "Depth-averaged" is calculated by taking the arithmetic means of reading of all three depths;
- For DO, non-compliance of the water quality limits occurs when monitoring result is lower than the limits;
- For SS and turbidity, non-compliance of the water quality limits occurs when monitoring result is higher than the limits.

Action and Limit Levels for Ecology

Active Ardeid Night Roost Survey

As there are no specific guidelines on noise thresholds for roosting ardeids, the Action and Limit levels specified in below table were based on study conducted on exploring behavioural responses of shorebirds to impulsive noise (Wright et al. 2010).

Time Period	Action Level	Limit Level
after 17:30 during dry season after 18:00 during wet season	65.5 dB(A) ¹	72.2 dB(A) ²

Notes:

1. Behavioural response of some kind more likely to occur
2. Flight with abandonment of the site becomes the most likely outcome of the disturbance

Ecological Monitoring of Birds

Method	Parameters	Action Level ³	Limit Level ³
Transect	Abundance of all avifauna species (including but not only limited to overwintering waterbirds) in the community	Significant decline ^{1,2} in any of these parameters during the current monitoring month relative to the corresponding month during the baseline survey.	Significant decline in any of these parameters for three consecutive months.
	Species diversity of all avifauna species (including but not only limited to overwintering waterbirds) in the community		
	Abundance of species with conservation importance only		
	Species diversity of species with conservation importance only		
Point Count	Abundance of all avifauna species (including but not only limited to overwintering waterbirds) in the community		
	Species diversity of all avifauna species (including but not only limited to overwintering waterbirds) in the community		
	Abundance of species with conservation importance only		
	Species diversity of species with conservation importance only		

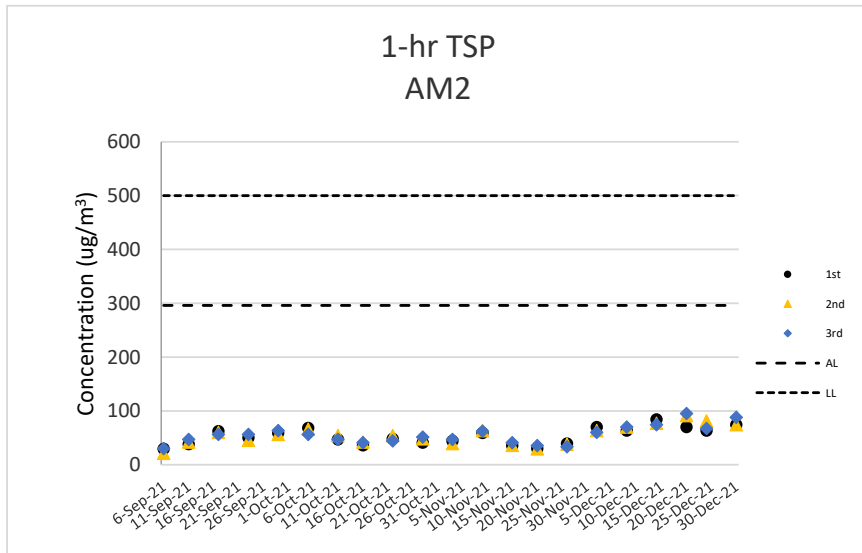
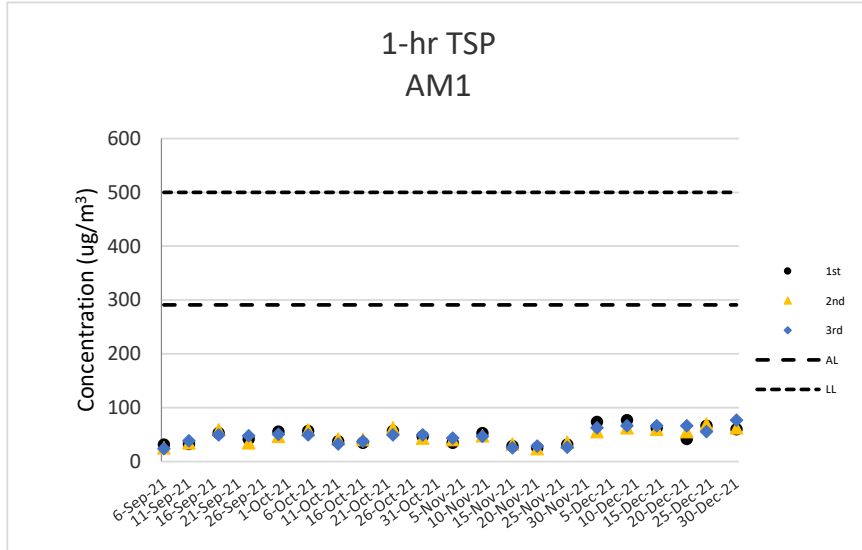
Notes:

1. Significant decline in abundance will be determined using two-tailed t-test, $\alpha = 0.05$.
2. Significant decline in species diversity will be determined using the Hutcheson t-test, two tailed.
3. Response will be triggered if any of the above level is reached for each parameter.

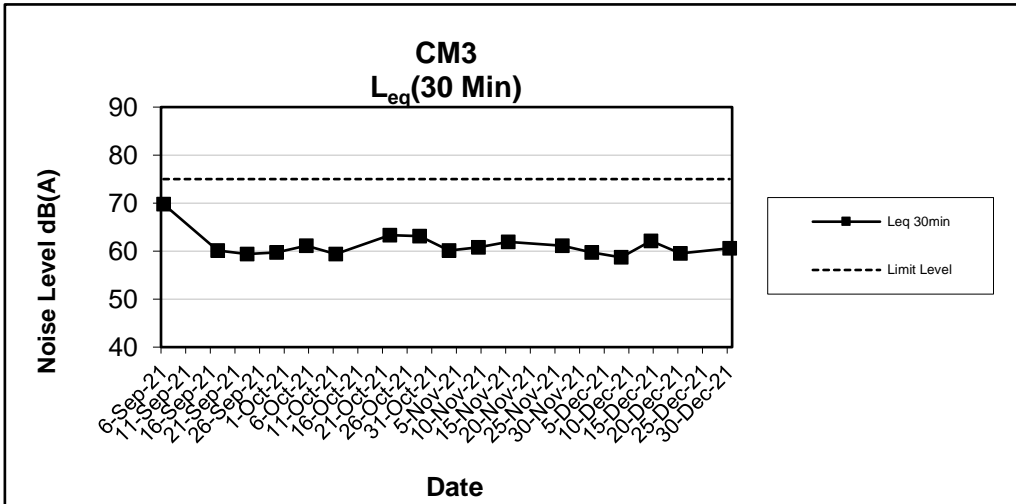
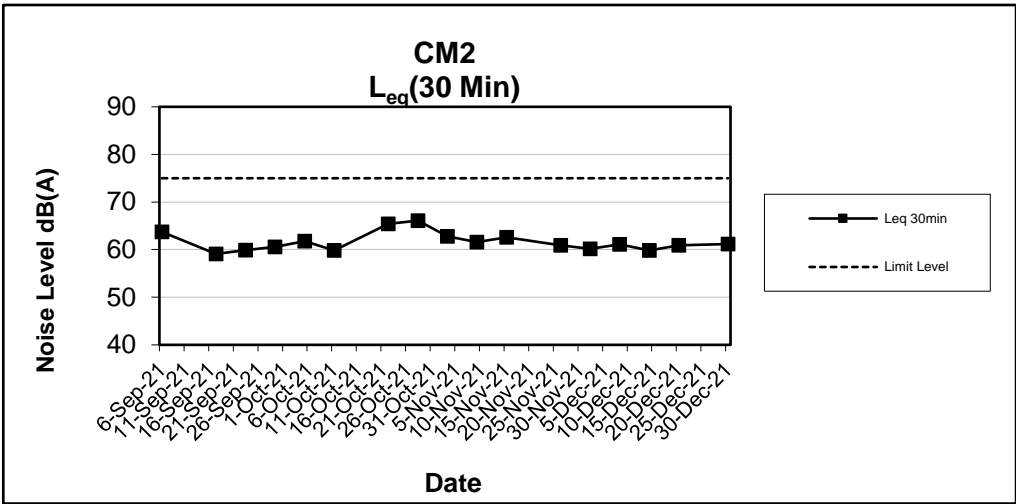
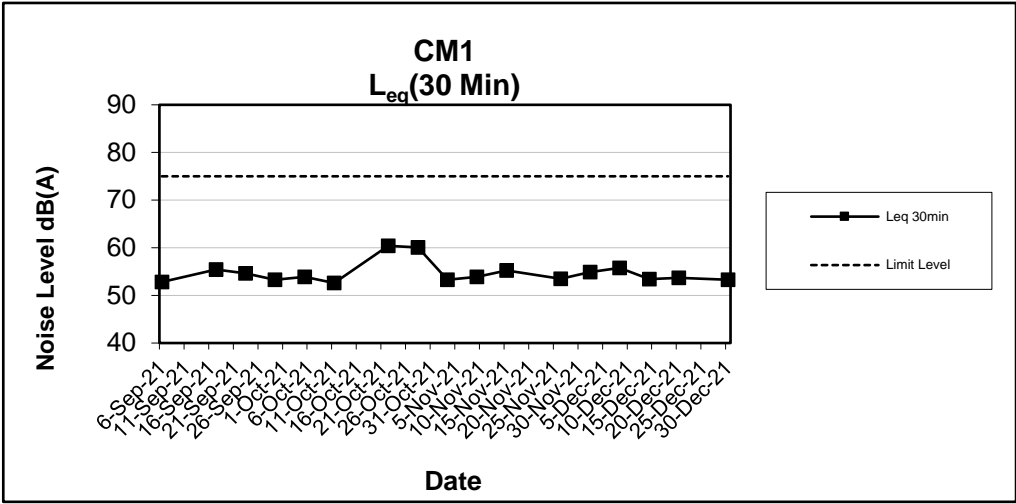
Appendix D

Graphical Presentation of Monitoring Data

Air Quality Monitoring Results

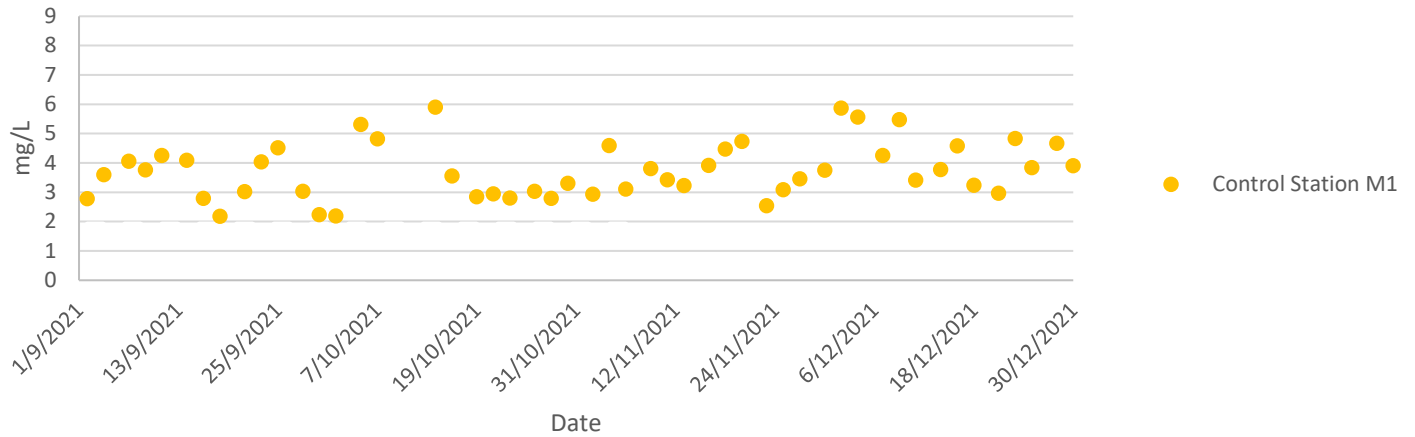


Noise Monitoring Results

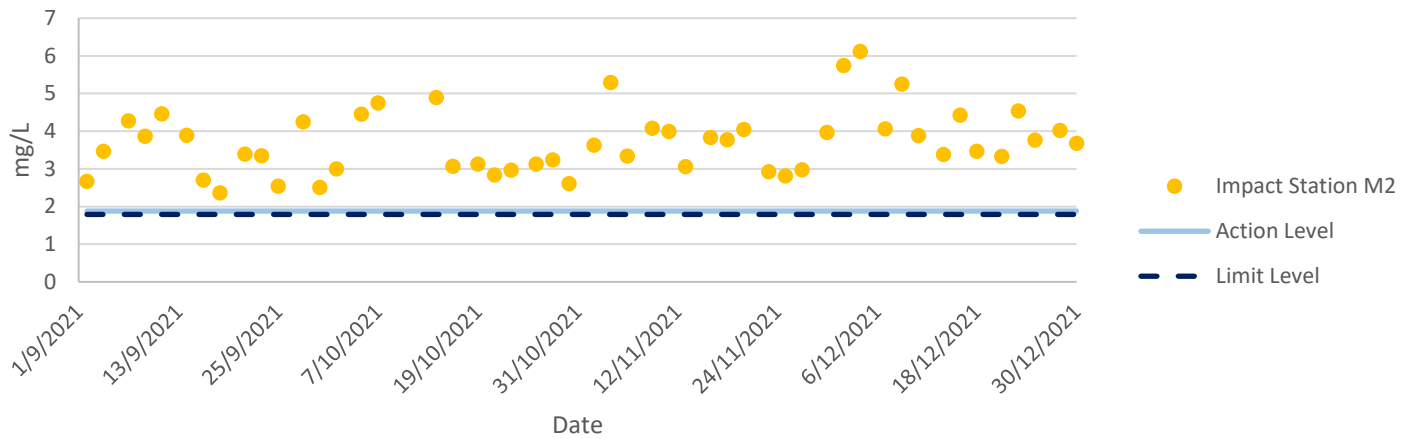


Water Quality Monitoring Results

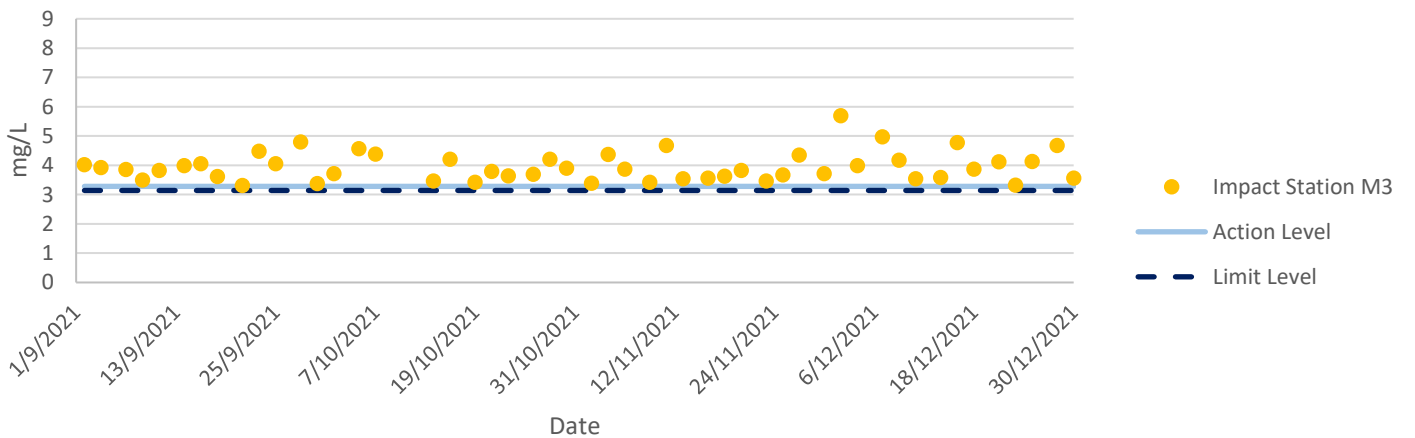
Dissolved Oxygen at Mid-Flood Tide



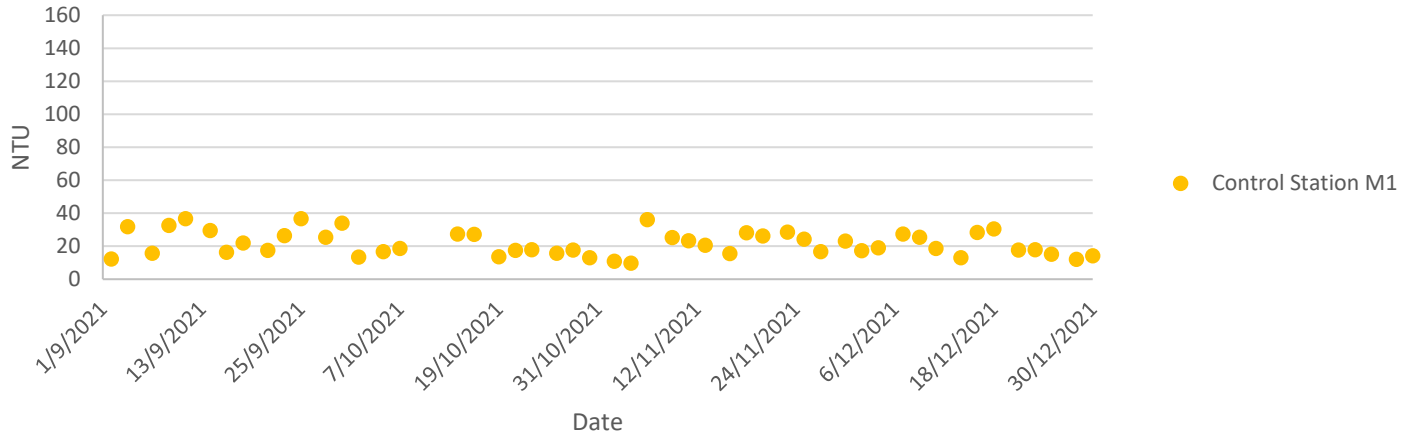
Dissolved Oxygen at Mid-Flood Tide



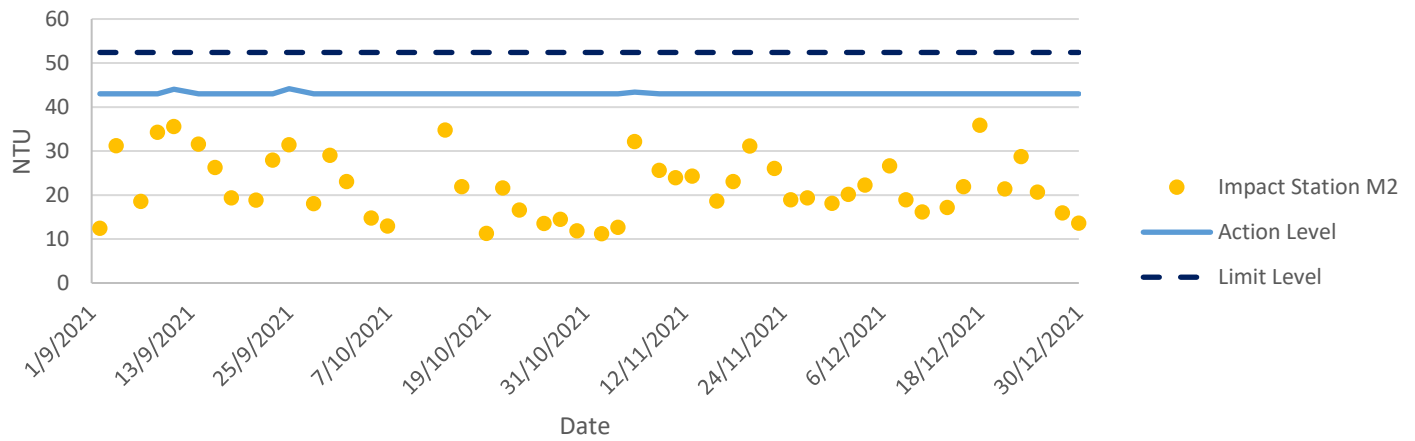
Dissolved Oxygen at Mid-Flood Tide



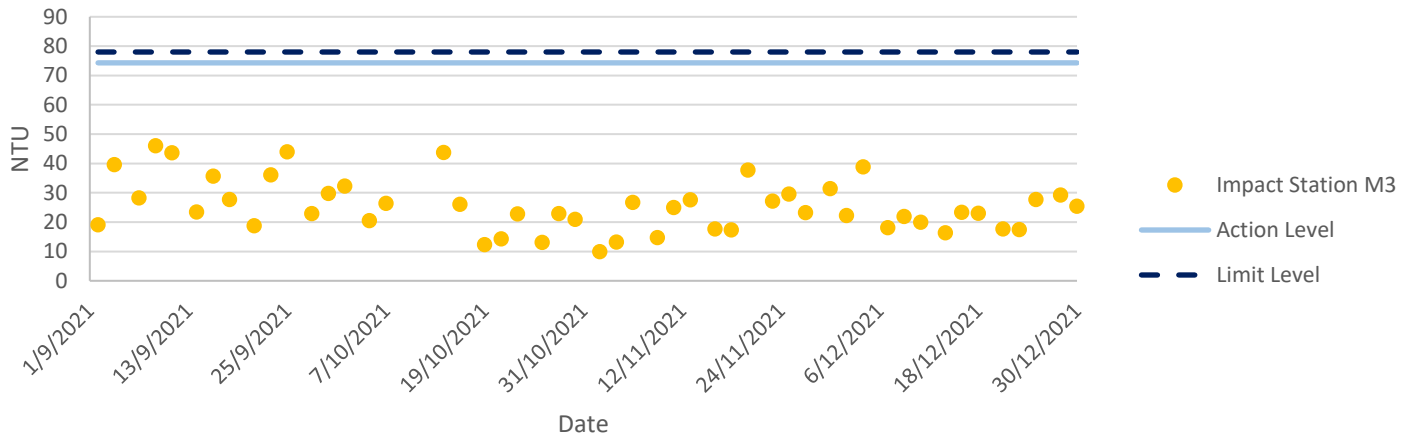
Turbidity at Mid-Flood Tide



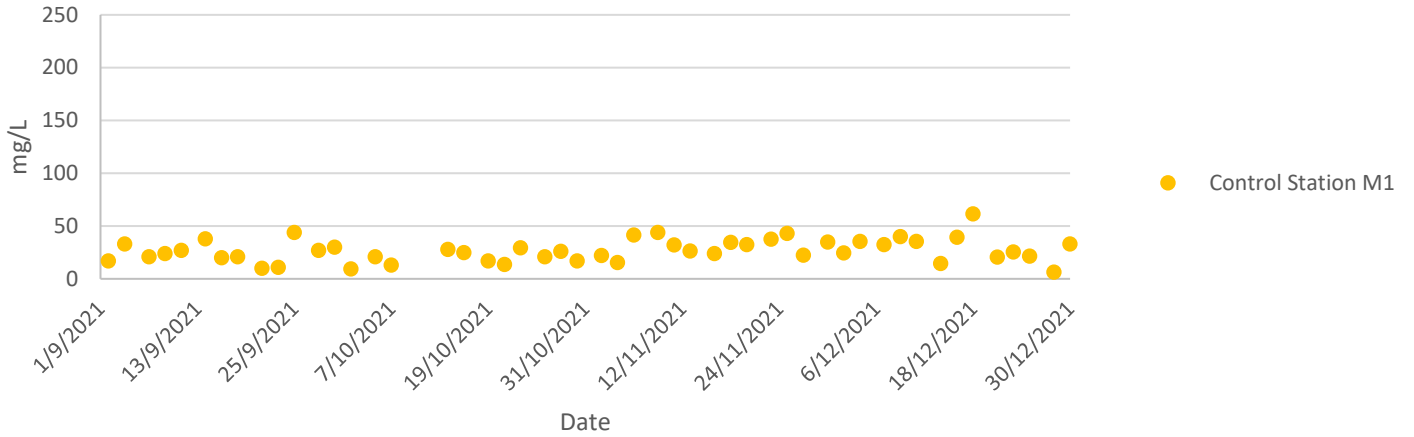
Turbidity at Mid-Flood Tide



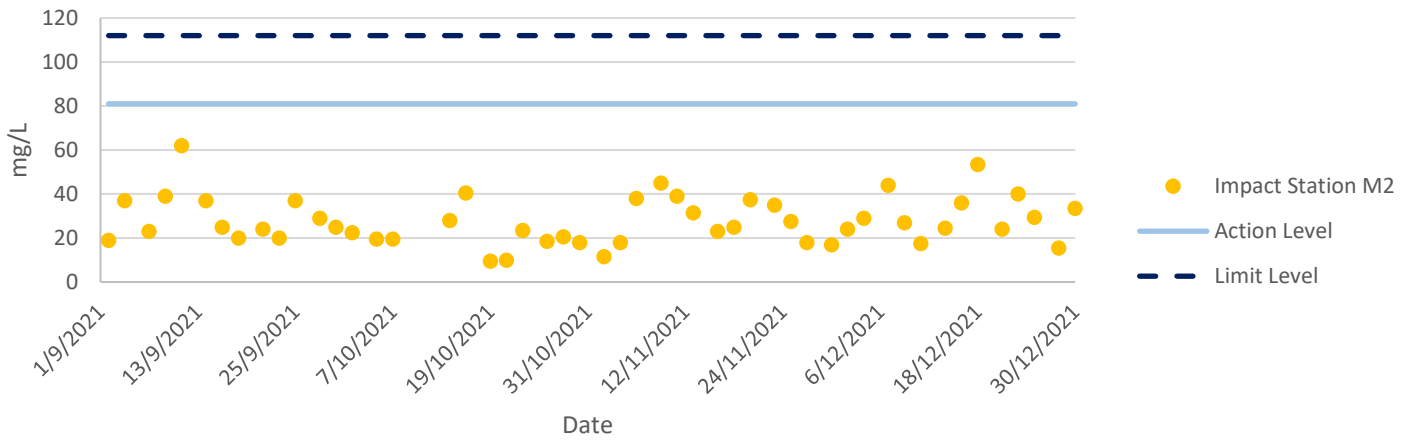
Turbidity at Mid-Flood Tide



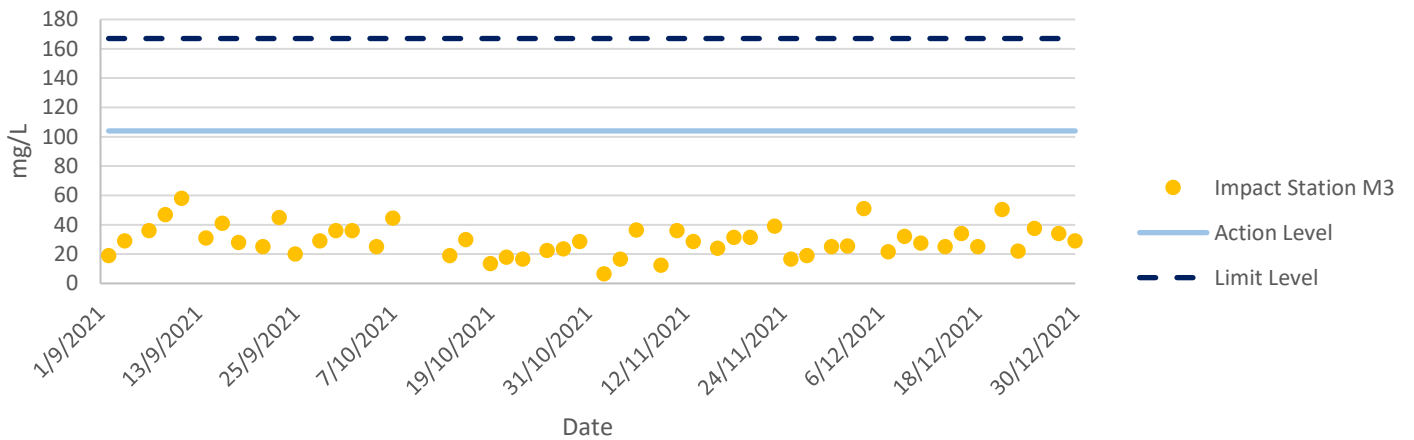
Total Suspended Solids at Mid-Flood Tide



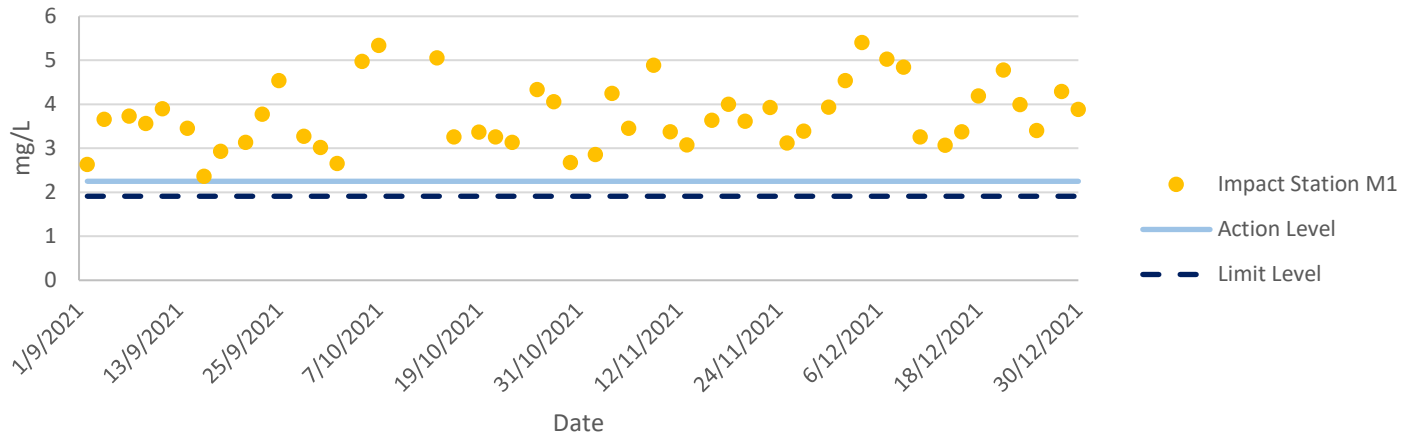
Total Suspended Solids at Mid-Flood Tide



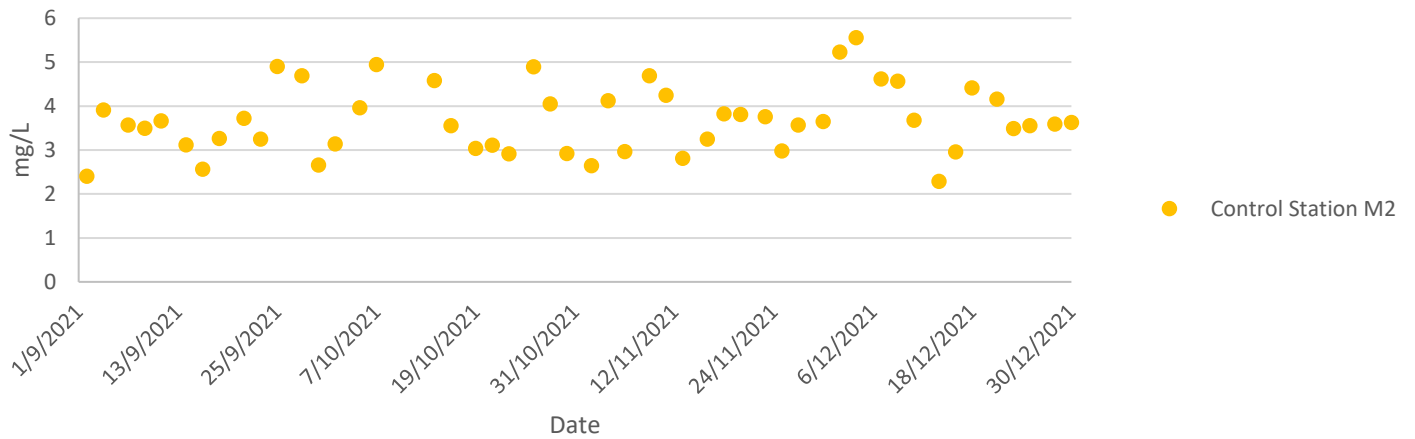
Total Suspended Solids at Mid-Flood Tide



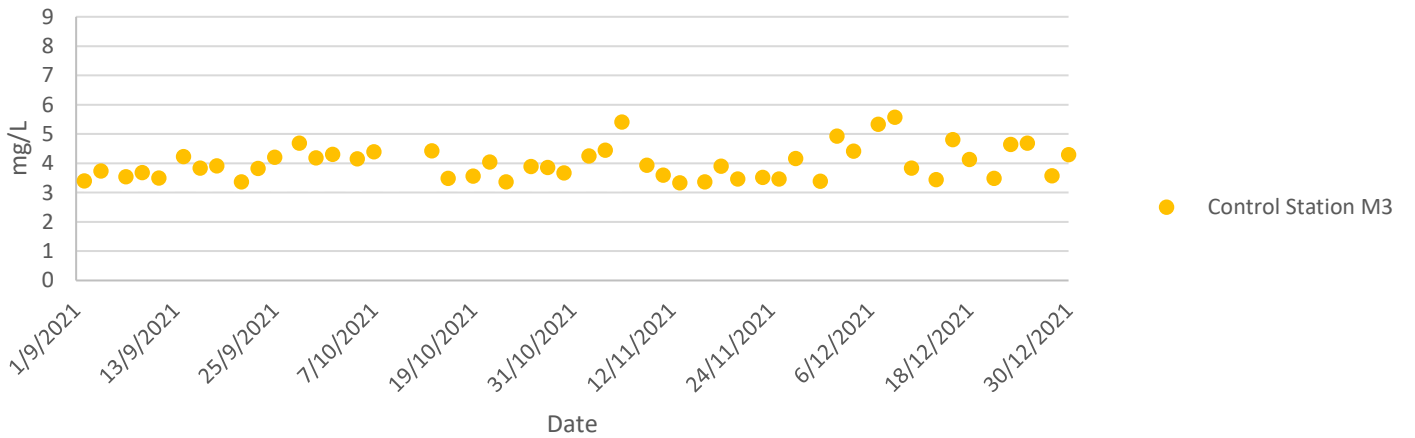
Dissolved Oxygen at Mid-Ebb Tide



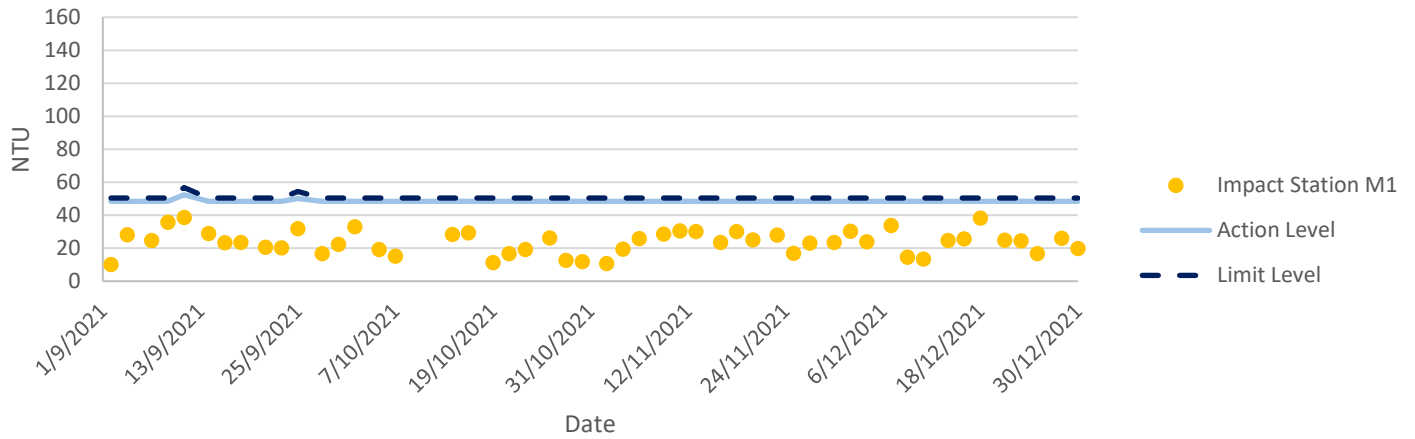
Dissolved Oxygen at Mid-Ebb Tide



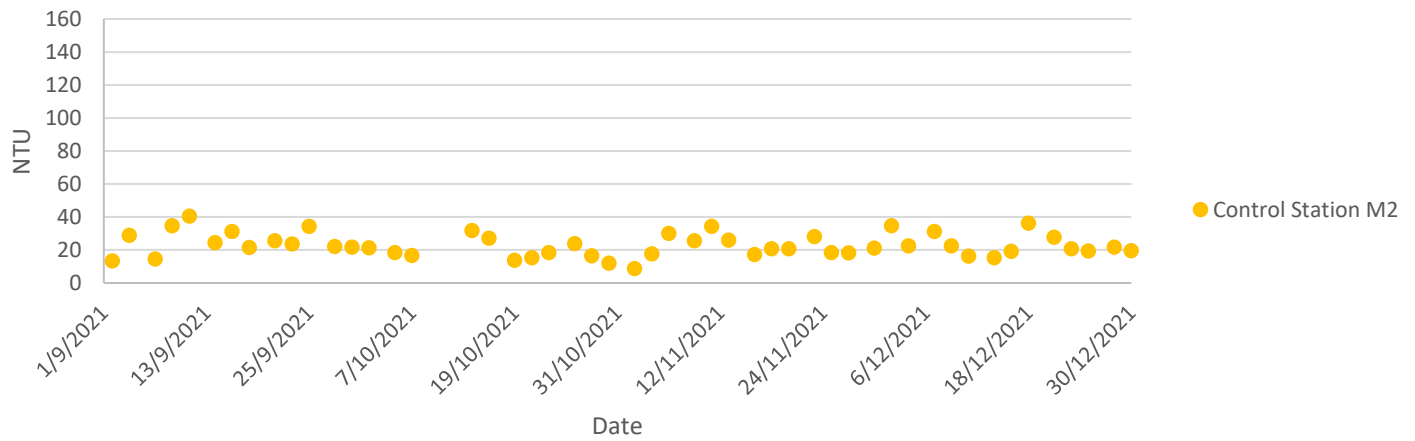
Dissolved Oxygen at Mid-Ebb Tide



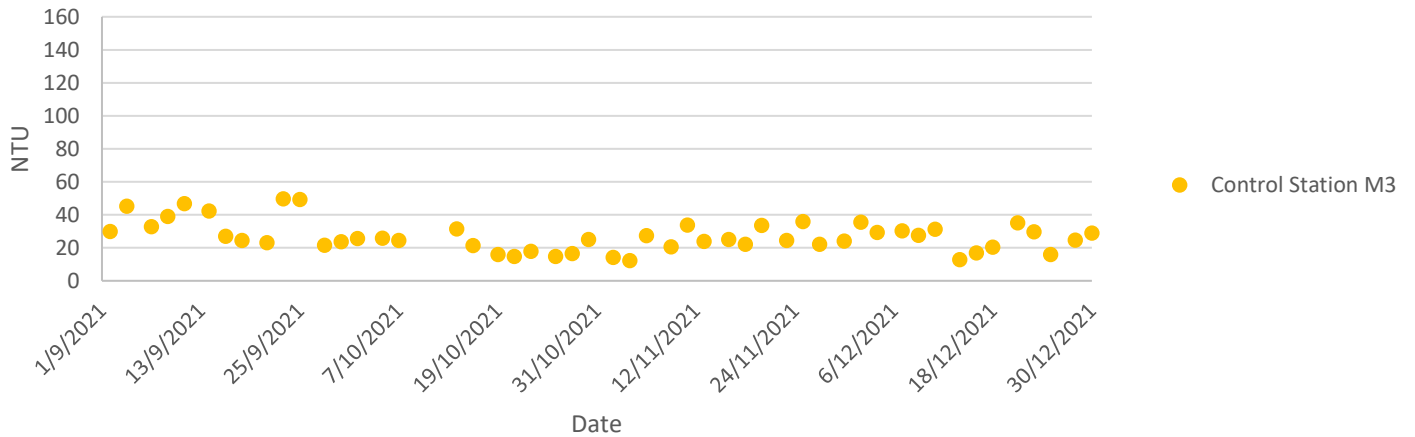
Turbidity at Mid-Ebb Tide

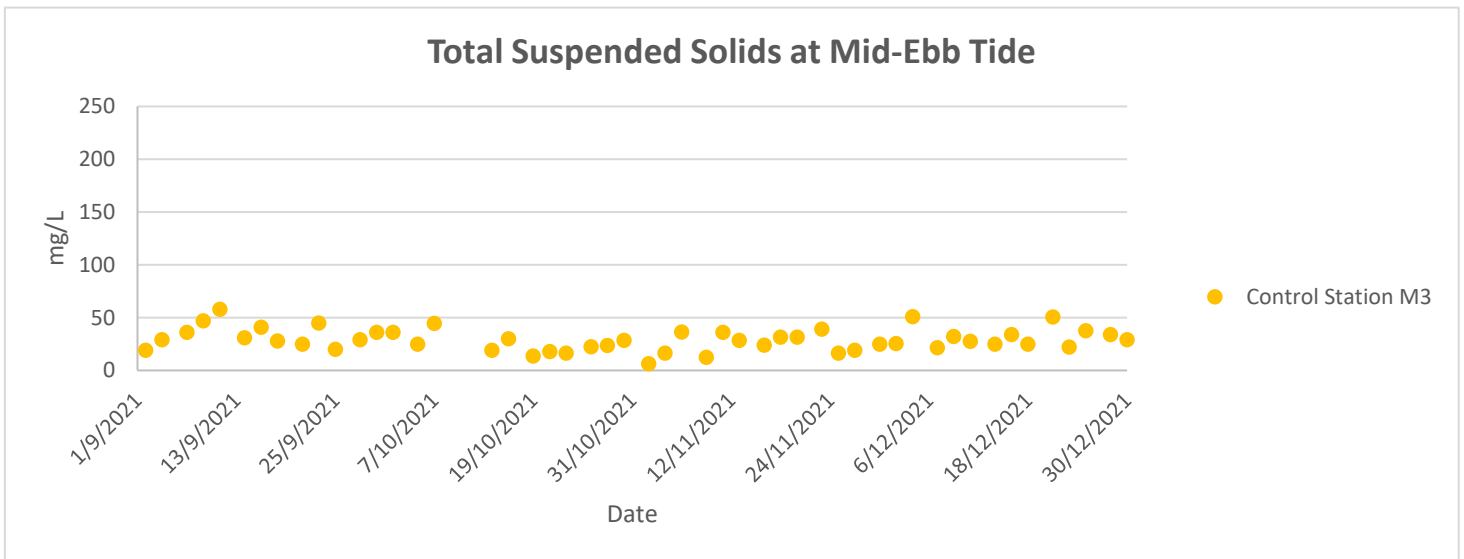
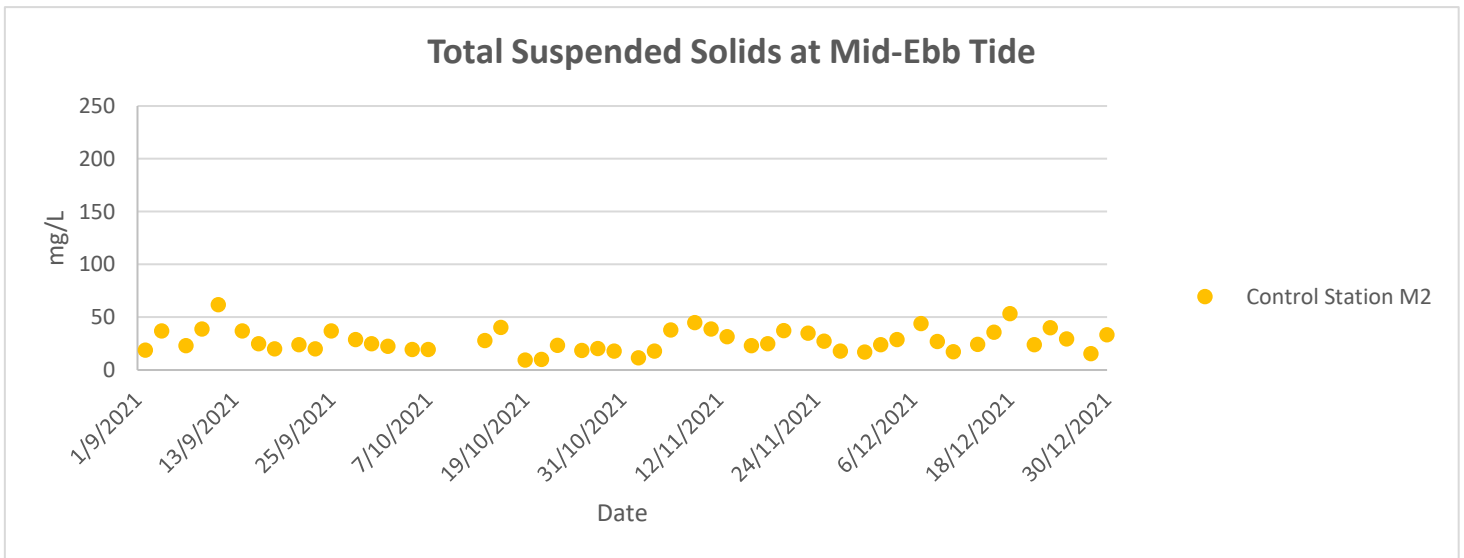
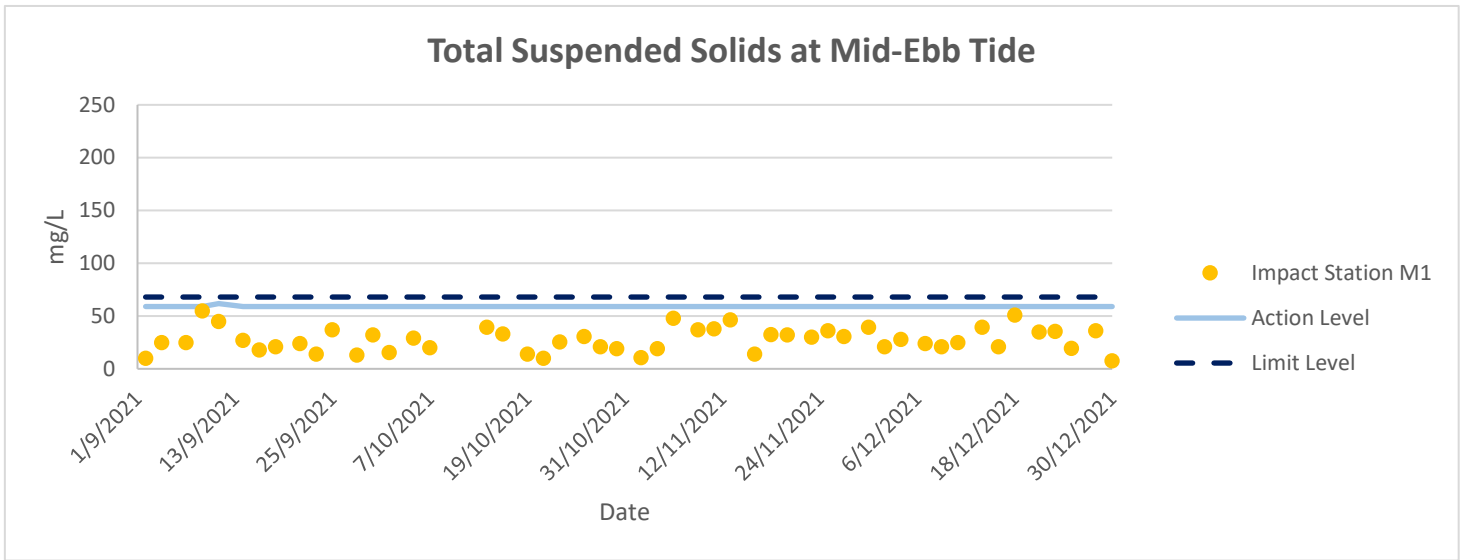


Turbidity at Mid-Ebb Tide



Turbidity at Mid-Ebb Tide

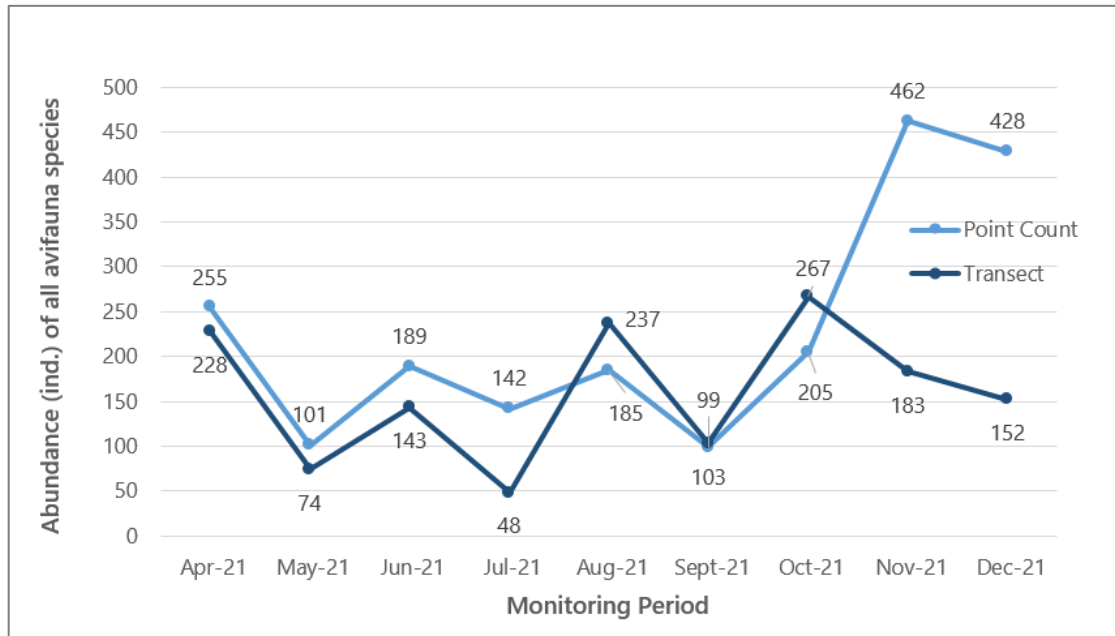




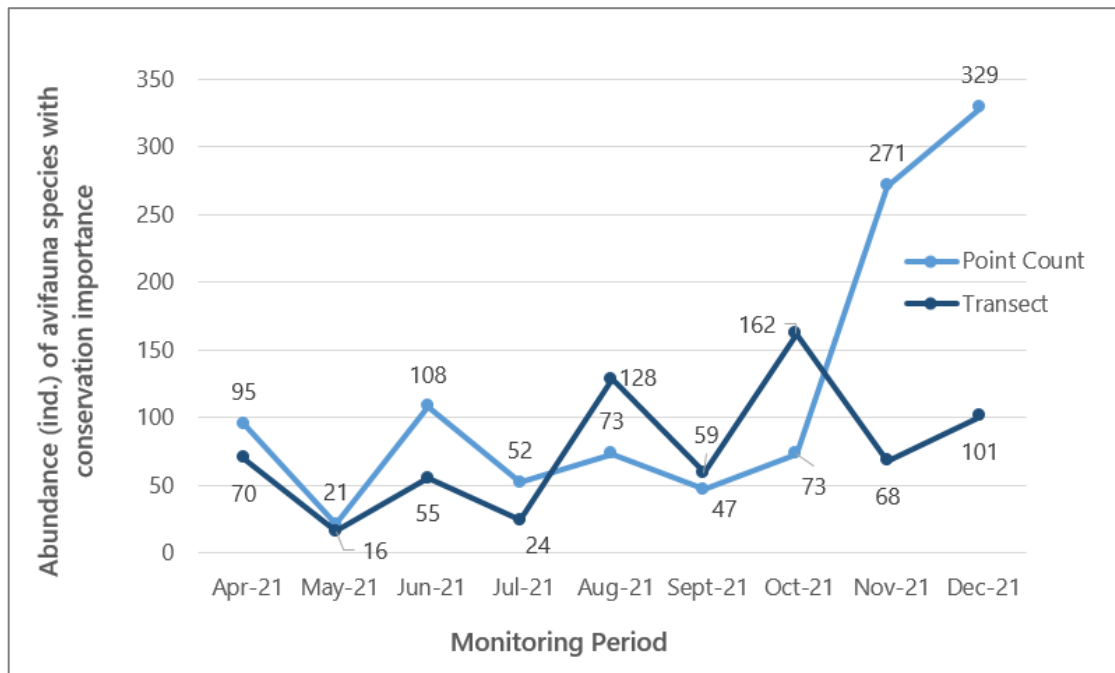
Ecology Monitoring Results

Ecology Monitoring Results

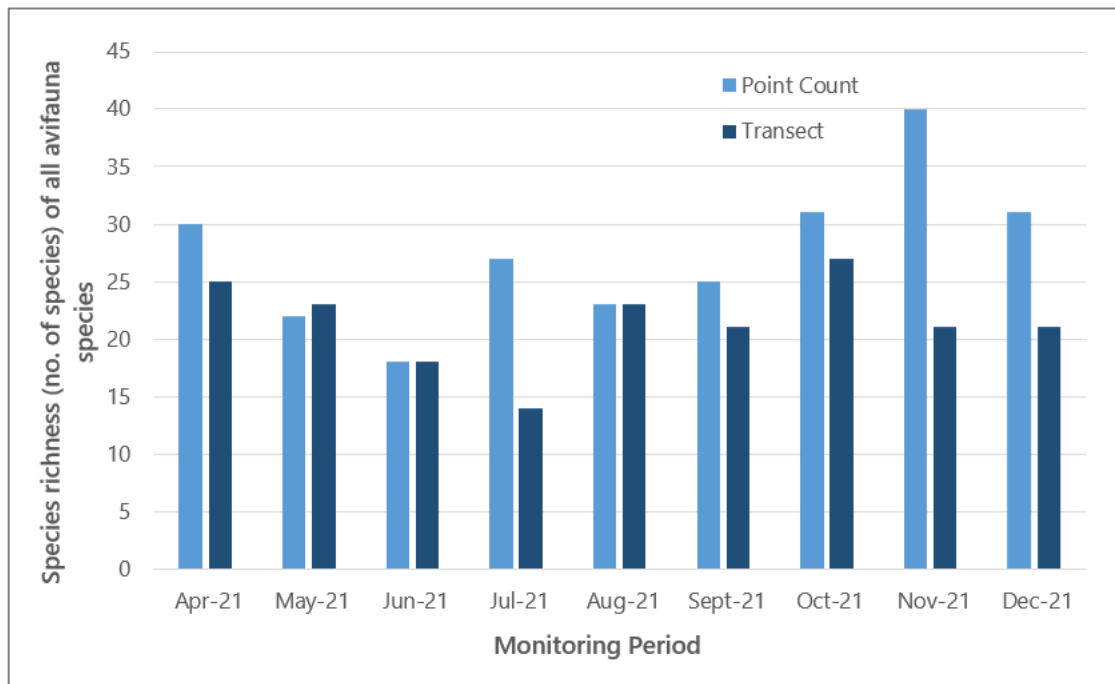
Abundance of all avifauna species throughout the monitoring period



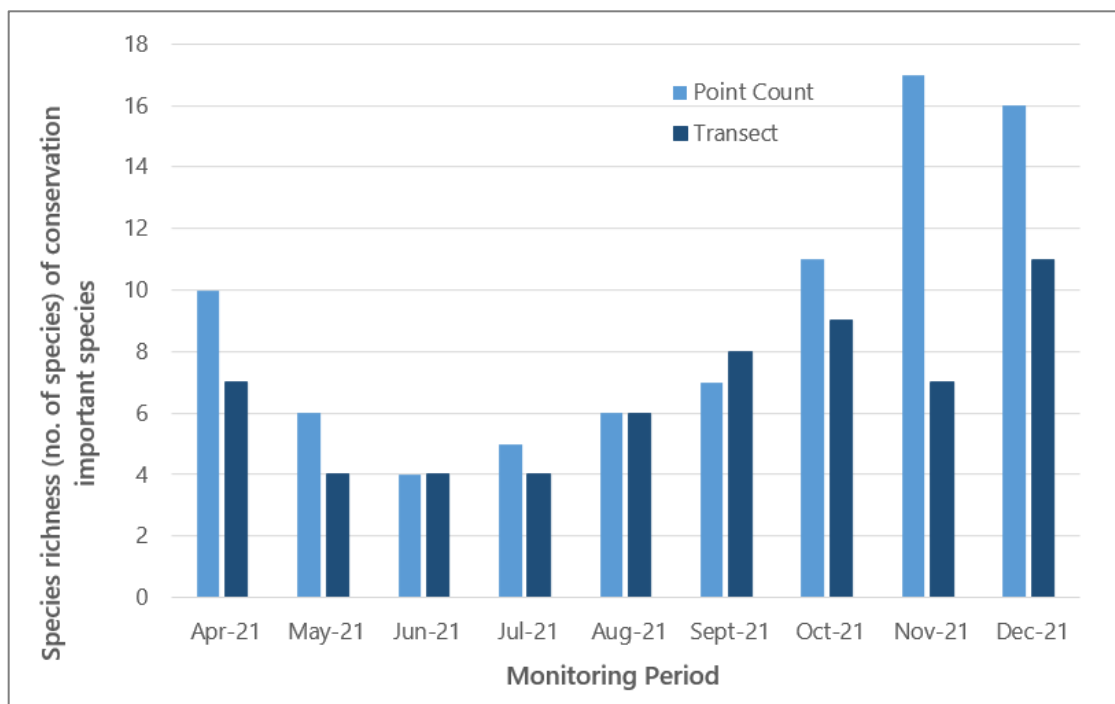
Abundance of avifauna species with conservation importance throughout the monitoring period



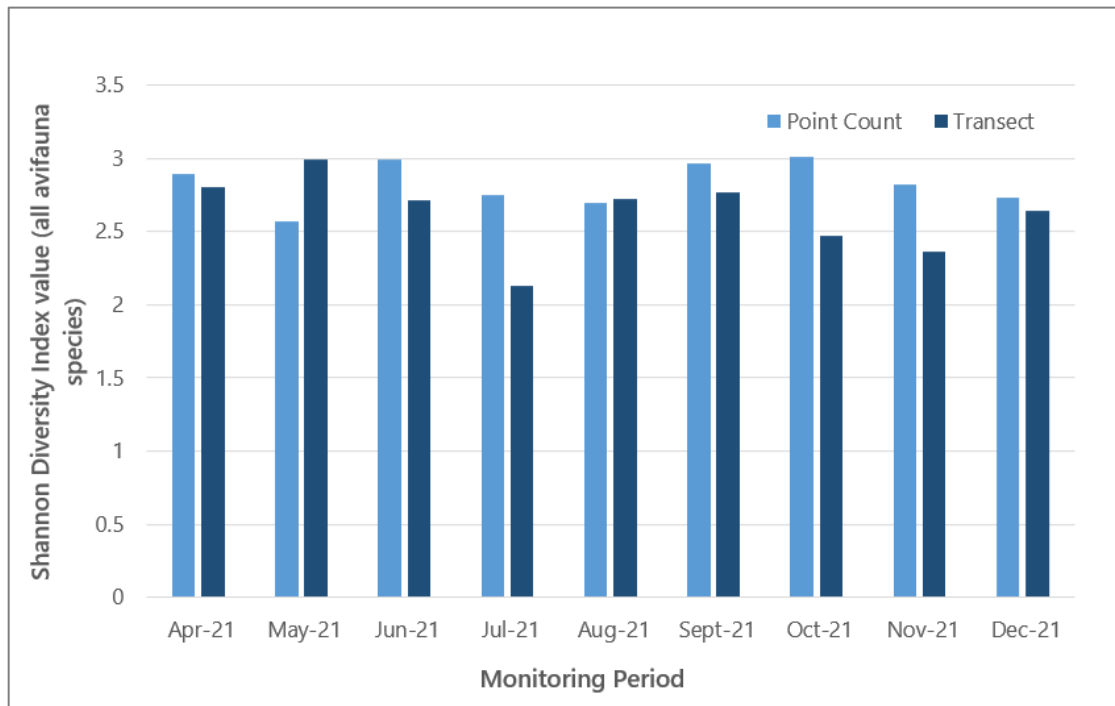
Species richness of all avifauna species throughout the monitoring period



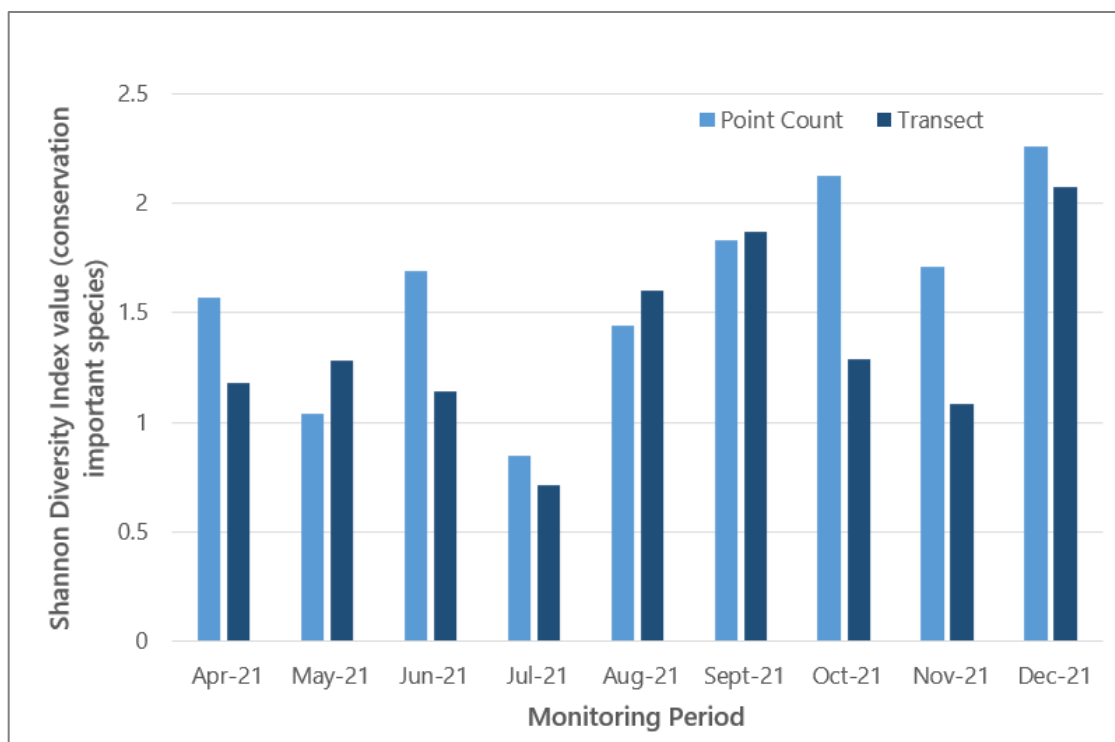
Species richness of avifauna species with conservation importance throughout the monitoring period



Shannon Diversity Index values of all avifauna species throughout the monitoring period



Shannon Diversity Index values of avifauna species with conservation importance throughout the monitoring period



Appendix E

Event and Action Plan

Event and Action Plan for Air Quality (Construction Dust)

EVENT	ACTION			
	ET	IEC	ER	Contractor
Action level being exceeded by one sampling	<ol style="list-style-type: none"> 1. Identify source, investigate the causes of complaint and propose remedial measures; 2. Inform Contractor, IEC and ER; 3. Repeat measurement to confirm finding; and 4. Increase monitoring frequency to daily. 	<ol style="list-style-type: none"> 1. Check monitoring data submitted by ET; 2. Check Contractor's working method; and 3. Review and advise the ET and ER on the effectiveness of the proposed remedial measures. 	<ol style="list-style-type: none"> 1. Notify Contractor. 	<ol style="list-style-type: none"> 1. Identify source(s), investigate the causes of exceedance and propose remedial measures; 2. Implement remedial measures; and 3. Amend working methods agreed with the ER as appropriate.
Action level being exceeded by two or more consecutive sampling	<ol style="list-style-type: none"> 1. Identify source; 2. Inform Contractor, IEC and ER; 3. Advise the Contractor and ER on the effectiveness of the proposed remedial measures; 4. Repeat measurements to confirm findings; 5. Increase monitoring frequency to daily; 6. Discuss with IEC and Contractor on remedial actions required; 7. If exceedance continues, arrange meeting with Contractor, IEC and ER; and 8. If exceedance stops, cease additional monitoring. 	<ol style="list-style-type: none"> 1. Check monitoring data submitted by ET; 2. Check Contractor's working method; 3. Discuss with ET, ER and Contractor on possible remedial measures; 4. Advise the ET and ER on the effectiveness of the proposed remedial measures; and 5. Supervise Implementation of remedial measures. 	<ol style="list-style-type: none"> 1. Confirm receipt of notification of exceedance in writing; 2. Notify Contractor; 3. Ensure remedial measures properly implemented. 	<ol style="list-style-type: none"> 1. Identify source and investigate the causes of exceedance; 2. Submit proposals for remedial measures to the ER with a copy to ET and IEC within three working days of notification; 3. Implement the agreed proposals; and 4. Amend proposal as appropriate.
Limit level being exceeded by one sampling	<ol style="list-style-type: none"> 1. Identify source, investigate the causes of exceedance and propose remedial measures; 2. Inform Contractor, IEC, ER, and EPD; 3. Repeat measurement to confirm finding; 4. Increase monitoring frequency to daily; and 5. Assess effectiveness of Contractor's remedial actions and keep IEC, EPD and ER informed of the results. 	<ol style="list-style-type: none"> 1. Check monitoring data submitted by ET; 2. Check Contractor's working method; 3. Discuss with ET and Contractor on possible remedial measures; 4. Advise the ER on the effectiveness of the proposed remedial measures; and 5. Supervise implementation of remedial measures. 	<ol style="list-style-type: none"> 1. Confirm receipt of notification of exceedance in writing; 2. Notify Contractor; 3. Ensure remedial measures properly implemented. 	<ol style="list-style-type: none"> 1. Identify source(s) and investigate the causes of exceedance; 2. Take immediate action to avoid further exceedance; 3. Submit proposals for remedial measures to ER with a copy to ET and IEC within three working days of notification; 4. Implement the agreed proposals; and 5. Amend proposal if appropriate.
Limit level being exceeded by two or more consecutive sampling	<ol style="list-style-type: none"> 1. Notify IEC, ER, Contractor and EPD; 2. Identify source; 3. Repeat measurement to confirm findings; 4. Increase monitoring frequency to daily; 5. Carry out analysis of Contractor's working procedures to determine possible mitigation to be implemented; 6. Arrange meeting with IEC and ER to discuss the remedial actions to be taken; 7. Assess effectiveness of Contractor's remedial actions and keep IEC, EPD and ER informed of the results; and 8. If exceedance stops, cease additional monitoring. 	<ol style="list-style-type: none"> 1. Check monitoring data submitted by the ET; 2. Discuss amongst ER, ET, and Contractor on the potential remedial actions; 3. Review Contractor's remedial actions whenever necessary to assure their effectiveness and advise the ER accordingly; and 4. Supervise the implementation of remedial measures. 	<ol style="list-style-type: none"> 1. Confirm receipt of notification of exceedance in writing; 2. In consultation with the ET and IEC, agree with the Contractor on the remedial measures to be implemented; 3. Supervise the implementation of remedial measures; and 4. If exceedance continues, consider what portion of the work is responsible and instruct the Contractor to stop that portion of work until the exceedance is abated. 	<ol style="list-style-type: none"> 1. Identify source(s) and investigate the causes of exceedance; 2. Take immediate action to avoid further exceedance; 3. Submit proposals for remedial measures to the ER with a copy to the IEC and ET within three working days of notification; 4. Implement the agreed proposals; 5. Revise and resubmit proposals if problem still not under control; and 6. Stop the relevant portion of works as determined by the ER until the exceedance is abated.

Event and Action Plan for Noise (Construction)

EVENT	ACTION			
	ET	IEC	ER	Contractor
Action Level	<ol style="list-style-type: none"> 1. Notify IEC and Contractor; 2. Carry out investigation; 3. Report the results of investigation to the IEC, ER and Contractor; 4. Discuss with the Contractor and formulate remedial measures; and 5. Increase monitoring frequency to check mitigation effectiveness. 	<ol style="list-style-type: none"> 1. Review the analyzed results submitted by the ET; 2. Review the proposed remedial measures by the Contractor and advise the ER accordingly; and 3. Supervise the implementation of remedial measures. 	<ol style="list-style-type: none"> 1. Confirm receipt of notification of failure in writing; 2. Notify Contractor; 3. Require Contractor to propose remedial measures for the analyzed noise problem; and 4. Ensure remedial measures are properly implemented. 	<ol style="list-style-type: none"> 1. Submit noise mitigation proposals to IEC; and 2. Implement noise mitigation proposals.
Limit Level	<ol style="list-style-type: none"> 1. Identify source; 2. Inform IEC, ER, EPD and Contractor; 3. Repeat measurements to confirm findings; 4. Increase monitoring frequency; 5. Carry out analysis of Contractor's working procedures to determine possible mitigation to be implemented; 6. Inform IEC, ER and EPD the causes and actions taken for the exceedances; 7. Assess effectiveness of Contractor's remedial actions and keep IEC, EPD and ER informed of the results; and 8. If exceedance stops, cease additional monitoring. 	<ol style="list-style-type: none"> 1. Discuss amongst ER, ET, and Contractor on the potential remedial actions; 2. Review Contractors remedial actions whenever necessary to assure their effectiveness and advise the ER accordingly; and 3. Supervise the implementation of remedial measures. 	<ol style="list-style-type: none"> 1. Confirm receipt of notification of failure in writing; 2. Notify Contractor; 3. Require Contractor to propose remedial measures for the analyzed noise problem; 4. Ensure remedial measures properly implemented; and 5. If exceedance continues, consider what portion of the work is responsible and instruct the Contractor to stop that portion of work until the exceedance is abated. 	<ol style="list-style-type: none"> 1. Take immediate action to avoid further exceedance; 2. Submit proposals for remedial actions to IEC within 3 working days of notification; 3. Implement the agreed proposals; 4. Resubmit proposals if problem still not under control; and 5. Stop the relevant portion of works as determined by the ER until the exceedance is abated.

Event and Action Plan for Water Quality Monitoring

EVENT	ACTION			
	ET	IEC	ER	Contractor
Action level being exceeded by one sampling day	<ol style="list-style-type: none"> 1. Repeat in situ measurement on the next day of exceedance to confirm findings; 2. Check monitoring data, plant, equipment and Contractor(s)'s working methods; 3. Identify source(s) of impact and record in notification of exceedance; 4. Inform IEC, Contractor(s) and ER 	<ol style="list-style-type: none"> 1. Check monitoring data submitted by ET and Contractor(s)'s working methods; 2. Inform EPD and AFCD. 	<ol style="list-style-type: none"> 1. Confirm receipt of notification of exceedance in writing 	<ol style="list-style-type: none"> 1. Confirm receipt of notification of exceedance in writing; 2. Check plant and equipment and rectify unacceptable practice
Action level being exceeded by two or more consecutive sampling days	<ol style="list-style-type: none"> 1. Repeat in situ measurement on the next day of exceedance to confirm findings; 2. Check monitoring data, plant, equipment and Contractor(s)'s working methods; 3. Identify source(s) of impact and record in notification of exceedance; 4. Inform IEC, Contractor(s) and ER; 5. Discuss with IEC and Contractor(s) on additional mitigation measures and ensure that they are implemented. 	<ol style="list-style-type: none"> 1. Check monitoring data submitted by ET and Contractor(s)'s working methods; 2. Inform EPD and AFCD; 3. Discuss with ET and Contractor(s) on additional mitigation measures and advise ER accordingly; 4. Assess the effectiveness of the implemented mitigation measures. 	<ol style="list-style-type: none"> 1. Confirm receipt of notification of exceedance in writing; 2. Discuss with the IEC on the proposed additional mitigation measures and agree on the mitigation measures to be implemented. 3. Ensure additional mitigation measures are properly implemented. 	<ol style="list-style-type: none"> 1. Confirm receipt of notification of exceedance in writing; 2. Check plant and equipment and rectify unacceptable practice; 3. Consider changes of working methods; 4. Discuss with ET and IEC on additional mitigation measures and propose them to ER within 3 working days; 5. Implement the agreed mitigation measures.

EVENT	ACTION			
	ET	IEC	ER	Contractor
Limit level being exceeded by one sampling day	<ol style="list-style-type: none"> 1. Repeat in situ measurement on the next day of exceedance to confirm findings; 2. Check monitoring data, plant, equipment and Contractor(s)'s working methods; 3. Identify source(s) of impact and record in notification of exceedance; 4. Inform IEC, Contractor(s) and ER; 5. Discuss with IEC and Contractor(s) on additional mitigation measures and ensure that they are implemented. 	<ol style="list-style-type: none"> 1. Check monitoring data submitted by ET and Contractor(s)'s working methods; 2. Inform EPD and AFCD; 3. Discuss with ET and Contractor(s) on additional mitigation measures and advise ER accordingly; 4. Assess the effectiveness of the implemented mitigation measures. 	<ol style="list-style-type: none"> 1. Confirm receipt of notification of exceedance in writing; 2. Discuss with the IEC on the proposed additional mitigation measures and agree on the mitigation measures to be implemented. 3. Ensure additional mitigation measures are properly implemented. 4. Request Contractor(s) to critically review the working methods. 	<ol style="list-style-type: none"> 1. Confirm receipt of notification of exceedance in writing; 2. Check plant and equipment and rectify unacceptable practice; 3. Critically review the need to change working methods; 4. Discuss with ET and IEC on additional mitigation measures and propose them to ER within 3 working days; 5. Implement the agreed mitigation measures.
Limit level being exceeded by two or more consecutive sampling days	<ol style="list-style-type: none"> 1. Repeat in situ measurement on the next day of exceedance to confirm findings; 2. Check monitoring data, plant, equipment and Contractor(s)'s working methods; 3. Identify source(s) of impact and record in notification of exceedance; 4. Inform IEC, Contractor(s) and ER; 5. Discuss with IEC and Contractor(s) on additional mitigation measures and ensure that they are implemented. 	<ol style="list-style-type: none"> 1. Check monitoring data submitted by ET and Contractor(s)'s working methods; 2. Inform EPD and AFCD; 3. Discuss with ET and Contractor(s) on additional mitigation measures and advise ER accordingly; 4. Assess the effectiveness of the implemented mitigation measures. 	<ol style="list-style-type: none"> 1. Confirm receipt of notification of exceedance in writing; 2. Discuss with the IEC on the proposed additional mitigation measures and agree on the mitigation measures to be implemented. 3. Ensure additional mitigation measures are properly implemented. 4. Request Contractor(s) to critically review the working methods. 	<ol style="list-style-type: none"> 1. Confirm receipt of notification of exceedance in writing; 2. Check plant and equipment and rectify unacceptable practice; 3. Critically review the need to change working methods; 4. Discuss with ET and IEC on additional mitigation measures and propose them to ER within 3 working days; 5. Implement the agreed mitigation measures.

Event and Action Plan for Ecology Monitoring

Event	Action			
	ET	IEC	ER	Contractor
Action Level	<ol style="list-style-type: none"> 1. Notify IEC and Contractor; 2. Carry out investigation; 3. Report the results of investigation to the IEC, ER and Contractor; 4. Discuss with the Contractor and formulate remedial measures; and 5. Increase monitoring frequency to check mitigation effectiveness. 	<ol style="list-style-type: none"> 1. Review the analyzed results submitted by the ET; 2. Review the proposed remedial measures by the Contractor and advise the ER accordingly; and 3. Supervise the implementation of remedial measures. 	<ol style="list-style-type: none"> 1. Confirm receipt of notification of failure in writing; 2. Notify Contractor; 3. Require Contractor to propose remedial measures for the analyzed noise problem; and 4. Ensure remedial measures are properly implemented. 	<ol style="list-style-type: none"> 1. Submit noise mitigation proposals to IEC; and 2. Implement noise mitigation proposals.
Limit Level	<ol style="list-style-type: none"> 1. Identify source; 2. Inform IEC, ER, EPD and Contractor; 3. Repeat measurements to confirm findings; 4. Increase monitoring frequency; 5. Carry out analysis of Contractor's working procedures to determine possible mitigation to be implemented; 6. Inform IEC, ER and EPD the causes and actions taken for the exceedances; 7. Assess effectiveness of Contractor's remedial actions and keep IEC, EPD and ER informed of the results; and 8. If exceedance stops, cease additional monitoring. 	<ol style="list-style-type: none"> 1. Discuss amongst ER, ET, and Contractor on the potential remedial actions; 2. Review Contractor's remedial actions whenever necessary to assure their effectiveness and advise the ER accordingly; and 3. Supervise the implementation of remedial measures. 	<ol style="list-style-type: none"> 1. Confirm receipt of notification of failure in writing; 2. Notify Contractor; 3. Require Contractor to propose remedial measures for the analysed noise problem; 4. Ensure remedial measures are properly implemented; and 5. If exceedance continues, consider what portion of the work is responsible and instruct the Contractor to stop that portion of work until the exceedance is abated. 	<ol style="list-style-type: none"> 1. Take immediate action to avoid further exceedance; 2. Submit proposals for remedial actions to IEC within 3 working days of notification; 3. Implement the agreed proposals; 4. Resubmit proposals if problem still not under control; and 5. Stop the relevant portion of works as determined by the ER until the exceedance is abated.

Appendix F

Waste Flow Table

Waste Flow Table for Year 2021											
Monthly Ending	Total Quantity Generated	Actual Quantities of Inert C&D Materials Generated Monthly					Actual Quantities of Non-inert C&D Wastes Generated Monthly				
		Hard Rock and Large Broken Concrete	Reused in the Contract	Reused in other Projects	Disposed as Public Fill	Imported Fill	Metals	Paper/ cardboard packaging	Plastics (see Note 2)	Chemical Waste	Others, e.g. general refuse
	(in tonnes)	(in tonnes)	(in tonnes)	(in tonnes)	(in tonnes)	(in tonnes)	(in tonnes)	(in tonnes)	(in tonnes)	(in tonnes)	(in tonnes)
2021 Jan	Nil	Nil	Nil	Nil	Nil	Nil	Nil	Nil	Nil	Nil	Nil
2021 Feb	Nil	Nil	Nil	Nil	Nil	Nil	Nil	Nil	Nil	Nil	Nil
2021 Mar	Nil	Nil	Nil	Nil	Nil	Nil	Nil	Nil	Nil	Nil	Nil
2021 Apr	216.92	Nil	Nil	Nil	152.94	Nil	Nil	Nil	Nil	Nil	63.98
2021 May	277.74	Nil	Nil	Nil	268.92	Nil	Nil	0.11	Nil	Nil	8.71
2021 Jun	715.93	Nil	Nil	Nil	551.41	Nil	146.74	0.11	Nil	Nil	17.67
2021 Jul	1521.38	Nil	Nil	Nil	1466.15	Nil	32.46	Nil	Nil	Nil	22.77
2021 Aug	2108.79	Nil	Nil	Nil	2057.77	Nil	29.59	0.13	Nil	Nil	21.30
2021 Sep	3648.77	Nil	Nil	Nil	3576.22	Nil	50.31	Nil	Nil	Nil	22.24
2021 Oct	1943.76	Nil	Nil	Nil	1751.71	Nil	182.36	0.11	Nil	Nil	9.58
2021 Nov	672.99	Nil	Nil	Nil	618.26	Nil	49.85	0.11	Nil	Nil	4.77
2021 Dec	218.19	Nil	Nil	Nil	169.15	Nil	39.30	0.09	Nil	Nil	9.65
Total	11324.47	0	0	0	10612.53	0	530.61	0.66	0	0	180.67

Note:

- 1) The waste flow table shall also include C&D materials that are specified in the Contract to be imported for use at the Site.
- 2) Plastics refer to plastic bottles/containers, plastic sheets/foam from packaging materials.

Appendix G

Implementation Status of Environment Mitigation
Measures

Construction of Yuen Long Effluent Polishing Plant Stage 1

EIA Ref.	Environmental Protection Measures	Location / Duration of Measures / Timing of Completion of Measures	Implementation Status
Air Quality Impact			
Construction Phase			
3.6.1.6	Watering once per every two hours on active works areas to reduce dust emission.	All active works areas during construction phase	Implemented
3.8.1.1	<p>Dust suppression measures stipulated in the Air Pollution Control (Construction Dust) Regulation and good site practices listed below shall be carried out to further minimize construction dust impact:</p> <ul style="list-style-type: none"> • Use of regular watering to reduce dust emissions from exposed site surfaces and unpaved roads, particularly during dry weather. • Use of frequent watering for particularly dusty construction areas and areas close to ASRs. • Side enclosure and covering of any aggregate or dusty material storage piles to reduce emissions. Where this is not practicable owing to frequent usage, watering shall be applied to aggregate fines. • Open stockpiles shall be avoided or covered. Where possible, prevent placing dusty material storage piles near ASRs. • Tarpaulin covering of all dusty vehicle loads transported to, from and between site locations. • Establishment and use of vehicle wheel and body washing facilities at the exit points of the site. • Provision of wind shield and dust extraction units or similar dust mitigation measures at the loading area of barging point, and use of water sprinklers at the loading area where dust generation is likely during the loading process of loose material, particularly in dry seasons/ periods. • Provision of not less than 2.4m high hoarding from ground level along site boundary where adjoins a road, streets or other accessible to the public except for a site entrance or exit. • Imposition of speed controls for vehicles on site haul roads. • Where possible, routing of vehicles and positioning of construction plant should be at the maximum possible distance from ASRs. 	Construction Sites	<p>Implemented</p> <p>Implemented</p> <p>Implemented</p> <p>Implemented</p> <p>Partially Implemented</p> <p>Implemented</p> <p>N/A</p> <p>Implemented</p> <p>Implemented</p> <p>Implemented</p>

Construction of Yuen Long Effluent Polishing Plant Stage 1

EIA Ref.	Environmental Protection Measures	Location / Duration of Measures / Timing of Completion of Measures	Implementation Status
	<ul style="list-style-type: none"> Instigation of an environmental monitoring and auditing program to monitor the construction process in order to enforce controls and modify method of work if dusty conditions arise. 		Implemented
Noise Impact			
Construction Phase			
4.8.1	<p>Movable noise barriers are recommended for hydraulic breakers mounted on excavators to be adopted during construction.</p> <p>Good site practices listed below and the noise control requirements stated in EPD's "Recommended Pollution Control Clauses for Construction Contracts" should be included in the Contract Specification for the Contractors to follow and should be implemented to further minimize the potential noise impacts during the construction phase of the Project.</p> <ul style="list-style-type: none"> Quiet PME, such that those listed in EPD's Quality Powered Mechanical Equipment, should be considered for construction works to further minimize the potential construction noise impact. Only well-maintained plant should be operated on-site and plant should be serviced regularly during the construction programme. Silencers or mufflers on construction equipment should be utilised and should be properly maintained during the construction programme. Mobile plant, if any, should be sited as far away from noise sensitive receivers (NSRs) as possible. Machines and plant (such as trucks) that may be in intermittent use should be shut down between work periods or should be throttled down to a minimum. Plant known to emit noise strongly in one direction should, wherever possible, be orientated so that the noise is directed away from the nearby NSRs Material stockpiles and other structures should be effectively utilised, wherever practicable, in screening noise from on-site construction activities. 	Construction Sites	Partially Implemented N/A Implemented Implemented N/A N/A Partially Implemented N/A N/A
Water Quality Impact			
Construction Phase			
5.8.1.2	Water used in ground boring and drilling for site investigation or rock / soil anchoring should as far as practicable be re-circulated after sedimentation. When there is a need for final disposal, the wastewater should be discharged into storm drains via silt removal facilities	Construction Sites / Construction Phase	Implemented

Construction of Yuen Long Effluent Polishing Plant Stage 1

EIA Ref.	Environmental Protection Measures	Location / Duration of Measures / Timing of Completion of Measures	Implementation Status
5.8.1.3	All vehicles and plant should be cleaned before they leave a construction site to minimise the deposition of earth, mud, debris on roads. A wheel washing bay should be provided at every site exit if practicable and wash-water should have sand and silt settled out or removed before discharging into storm drains. The section of construction road between the wheel washing bay and the public road should be paved with backfill to reduce vehicle tracking of soil and to prevent site run-off from entering public road drains.	Construction Sites / Construction Phase	Implemented
5.8.1.4	Good site practices should be adopted to remove rubbish and litter from construction sites so as to prevent the rubbish and litter from spreading from the site area. It is recommended to clean the construction sites on a regular basis.	Construction Sites / Construction Phase	Implemented
5.8.1.5 – 5.8.1.6	The site practices outlined in ProPECC PN 1/94 “Construction Site Drainage” should be followed where applicable to minimise surface run-off and the chance of erosion. Surface run-off from construction sites should be discharged into storm drains via adequately designed sand / silt removal facilities such as sand traps, silt traps and sedimentation basins. Channels, earth bunds or sand bag barriers should be provided on site to properly direct stormwater to such silt removal facilities. Perimeter channels at site boundaries should be provided as necessary to intercept storm run-off from outside the site so that it will not wash across the site. Catchpits and perimeter channels should be constructed in advance of site formation works and earthworks.	Construction Sites / Construction Phase	Partially Implemented
5.8.1.7	Silt removal facilities, channels and manholes should be maintained and the deposited silt and grit should be removed regularly (as well as at the onset of and after each rainstorm) to prevent overflows and localised flooding.	Construction Sites / Construction Phase	Partially Implemented
5.8.1.8	Construction works should be programmed to minimise soil excavation in the wet season (i.e. April to September). If soil excavation cannot be avoided in these months or at any time of year when rainstorms are likely, temporarily exposed slope surfaces should be covered e.g. by tarpaulin, and temporary access roads should be protected by crushed stone or gravel, as excavation proceeds. Intercepting channels should be provided (e.g. along the crest / edge of excavation) to prevent storm run-off from washing across exposed soil surfaces.	Construction Sites / Construction Phase	N/A
5.8.1.9	Earthworks final surfaces should be well compacted and the subsequent permanent work or surface protection should be carried out immediately after the final surfaces are formed to prevent erosion	Construction Sites / Construction Phase	N/A

Construction of Yuen Long Effluent Polishing Plant Stage 1

EIA Ref.	Environmental Protection Measures	Location / Duration of Measures / Timing of Completion of Measures	Implementation Status
	caused by rainstorms. Appropriate drainage like intercepting channels should be provided where necessary		
5.8.1.10	Measures should be taken to minimise the ingress of rainwater into trenches. If excavation of trenches in the wet season is necessary, they should be dug and backfilled in short sections. Rainwater pumped out from trenches or foundation excavations should be discharged into storm drains via silt removal facilities.	Construction Sites / Construction Phase	N/A
5.8.1.11	Construction materials (e.g. aggregates, sand and fill material) on sites should be covered with tarpaulin or similar fabric during rainstorms	Construction Sites / Construction Phase	Implemented
5.8.1.12	Manholes (including newly constructed ones) should always be adequately covered and temporarily sealed so as to prevent silt, construction materials or debris from getting into the drainage system, and to prevent storm run-off from getting into foul sewers. Discharge of surface run-off into foul sewers must always be prevented in order not to unduly overload the foul sewerage system.	Construction Sites / Construction Phase	Partially Implemented
5.8.1.13	The practices outlined in Environment, Transport and Works Bureau (ETWB) TC (Works) No. 5/2005 "Protection of natural streams/rivers from adverse impacts arising from construction works" should also be adopted where applicable to minimise the water quality impacts upon any natural streams or surface water systems.	Construction Sites / Construction Phase	N/A
5.8.1.14	Sufficient chemical toilets should be provided in the works areas. A licensed waste collector should be deployed to clean the chemical toilets on a regular basis.	Construction Sites / Construction Phase	Implemented
5.8.1.15	Notices should be posted at conspicuous locations to remind the workers not to discharge any sewage or wastewater into the surrounding environment.	Construction Sites / Construction Phase	Implemented
5.8.1.16	Contractor must register as a chemical waste producer if chemical wastes would be produced from the construction activities. The WDO (Cap 354) and its subsidiary regulations in particular the Waste Disposal (Chemical Waste) (General) Regulation, should be observed and complied with for control of chemical wastes.	Construction Sites / Construction Phase	Implemented

Construction of Yuen Long Effluent Polishing Plant Stage 1

EIA Ref.	Environmental Protection Measures	Location / Duration of Measures / Timing of Completion of Measures	Implementation Status
5.8.1.17	Any service shop and maintenance facilities should be located on hard standings within a bunded area, and sumps and oil interceptors should be provided. Maintenance of vehicles and equipment involving activities with potential for leakage and spillage should only be undertaken within the areas appropriately equipped to control these discharges.	Construction Sites /Construction Phase	N/A
5.8.1.18	Disposal of chemical wastes should be carried out in compliance with the WDO. The Code of Practice on the Packaging, Labelling and Storage of Chemical Wastes published under the WDO should be followed to avoid leakage or spillage of chemicals.	Construction Sites / Construction Phase	N/A
5.8.1.19	All the runoff and wastewater generated from the works areas should be treated so that it satisfies all the standards listed in the Technical Memorandum on Standards for Effluents Discharged into Drainage and Sewerage Systems, Inland and Coastal Waters (TM-DSS).	Construction Sites / Construction Phase	N/A
5.8.2.11	Chemical should be stored on site at bunded area and separate drainage system as appropriate should be provided to avoid any spilled chemicals from entering the storm drain in case of accidental spillage. Also, adequate tools for cleanup of spilled chemicals should be stored on site and appropriate training shall be provided to staffs to further prevent potential adverse water quality impacts from happening.	Project site / Design and Operation Phase	Partially Implemented

Waste Management Implication
Construction Phase

6.6.1.3	<u>Good Site Practices</u> Recommendations for good site practices during the construction phase include:	Construction Sites	
	<ul style="list-style-type: none"> • Nomination of approved personnel, such as a site manager, to be responsible for good site practices, and making arrangements for collection of all wastes generated at the site and effective disposal to an appropriate facility; 		Implemented
	<ul style="list-style-type: none"> • Training of site personnel in proper waste management and chemical waste handling procedures; 		Implemented
	<ul style="list-style-type: none"> • Provision of sufficient waste reception/ disposal points, of a suitable vermin-proof design that minimises windblown litter; 		N/A
	<ul style="list-style-type: none"> • Arrangement for regular collection of waste for transport off-site and final disposal; 		Implemented
	<ul style="list-style-type: none"> • Appropriate measures to minimise windblown litter and dust during transportation of waste by either covering trucks or by transporting wastes in enclosed containers; 		Implemented

Construction of Yuen Long Effluent Polishing Plant Stage 1

EIA Ref.	Environmental Protection Measures	Location / Duration of Measures / Timing of Completion of Measures	Implementation Status
6.6.1.5	<ul style="list-style-type: none"> Regular cleaning and maintenance programme for drainage systems, sumps and oil interceptors; 		Partially Implemented
	<ul style="list-style-type: none"> A recording system for the amount of wastes generated, recycled and disposed (including the disposal sites) should be proposed; and 		Implemented
	<ul style="list-style-type: none"> A WMP should be prepared and should be submitted to the Engineer for approval. One may make reference to ETWB TCW No. 19/2005 for details. 		Implemented
	<p>Waste Reduction Measures Recommendations to achieve waste reduction include:</p>	Construction Sites	
	<ul style="list-style-type: none"> Segregate and store different types of construction related waste in different containers, skips or stockpiles to enhance reuse or recycling of materials and their proper disposal; 		Implemented
	<ul style="list-style-type: none"> Provide separate labelled bins to segregate recyclable waste such as aluminium cans from other general refuse generated by the work force, and to encourage collection by individual collectors; 		Implemented
	<ul style="list-style-type: none"> Any unused chemicals or those with remaining functional capacity shall be recycled; 		N/A
	<ul style="list-style-type: none"> Maximising the use of reusable steel formwork to reduce the amount of C&D material; 		N/A
	<ul style="list-style-type: none"> Prior to disposal of C&D waste, it is recommended that wood, steel and other metals shall be separated for re-use and / or recycling to minimise the quantity of waste to be disposed of to landfill; 		Implemented
	<ul style="list-style-type: none"> Adopt proper storage and site practices to minimise the potential for damage to, or contamination of, construction materials; 		Implemented
	<ul style="list-style-type: none"> Plan the delivery and stock of construction materials carefully to minimise the amount of surplus waste generated; 		N/A
<ul style="list-style-type: none"> Adopt pre-cast construction method instead of cast-in-situ method for construction of concrete structures as much as possible; and 	N/A		
<ul style="list-style-type: none"> Minimise over ordering of concrete, mortars and cement grout by doing careful check before ordering. 	N/A		
6.6.1.7	<p><u>Storage of Waste</u> Recommendations to minimise the impacts include:</p>	Construction Sites	
	<ul style="list-style-type: none"> Waste, such as soil, should be handled and stored well to ensure secure containment, thus minimising the potential of pollution; 		Partially Implemented

Construction of Yuen Long Effluent Polishing Plant Stage 1

EIA Ref.	Environmental Protection Measures	Location / Duration of Measures / Timing of Completion of Measures	Implementation Status
	<ul style="list-style-type: none"> • Maintain and clean storage areas routinely; 		Partially Implemented
	<ul style="list-style-type: none"> • Stockpiling area should be provided with covers and water spraying system to prevent materials from wind-blown or being washed away; and 		Implemented
	<ul style="list-style-type: none"> • Different locations should be designated to stockpile each material to enhance reuse. 		Partially Implemented
6.6.1.8	<p><u>Collection of Waste</u> Licensed waste haulers should be employed for the collection and transportation of waste generated. The following measures should be enforced to minimise the potential adverse impacts:</p> <ul style="list-style-type: none"> • Remove waste in timely manner; • Waste collectors should only collect wastes prescribed by their permits; • Impacts during transportation, such as dust and odour, should be mitigated by the use of covered trucks or in enclosed containers; • Obtain relevant waste disposal permits from the appropriate authorities, in accordance with the WDO (Cap. 354), Waste Disposal (Charges for Disposal of Construction Waste) Regulation (Cap. 345) and the Land (Miscellaneous Provisions) Ordinance (Cap. 28); • Waste should be disposed of at licensed waste disposal facilities; and • Maintain records of quantities of waste generated, recycled and disposed. 	Construction Sites	<p>Implemented</p> <p>Implemented</p> <p>Implemented</p> <p>Implemented</p> <p>Implemented</p> <p>Implemented</p>
6.6.1.10	<p><u>Transportation of Waste</u> In order to monitor the disposal of C&D materials at PFRFs and landfills and to control fly-tipping, a trip-ticket system should be established in accordance with DEVB TCW No. 6/2010. A recording system for the amount of waste generated, recycled and disposed, including the disposal sites, should also be set up. Warning signs should be put up to remind the designated disposal sites. CCTV should be installed at the vehicular entrance and exit of the site as additional measures to prevent fly-tipping.</p>	Transportation Route of Waste / Construction Phase	N/A

Construction of Yuen Long Effluent Polishing Plant Stage 1

EIA Ref.	Environmental Protection Measures	Location / Duration of Measures / Timing of Completion of Measures	Implementation Status
6.6.1.12	<p><u>Construction and Demolition Material</u> Careful design, planning together with good site management can reduce over-ordering and generation of C&D materials such as concrete, mortar and cement grouts. Formwork should be designed to maximize the use of standard wooden panels, so that high reuse levels can be achieved. Alternatives such as steel formwork or plastic facing should be considered to increase the potential for reuse</p>	Construction Sites	N/A
6.6.1.13	<p>The excavated material arising from site formation and foundation works should be reused on-site as backfilling material and for landscaping works as far as practicable. Other mitigation requirements are listed below:</p> <ul style="list-style-type: none"> • A WMP, which becomes part of the EMP, should be prepared in accordance with ETWB TCW No.19/2005; • A recording system for the amount of wastes generated, recycled and disposed (including the disposal sites) should be adopted for easy tracking; and • In order to monitor the disposal of C&D materials at public filling facilities and landfills and to control fly-tipping, a trip-ticket system should be adopted (refer to DEVB TCW 06/2010). 	Construction Sites	<p>Implemented</p> <p>N/A</p> <p>Implemented</p>
6.6.1.14	<p>It is recommended that specific areas should be provided by the Contractors for sorting and to provide temporary storage areas (if required) for the sorted materials. Control measures for temporary stockpiles on-site should be taken in order to minimise the noise, generation of dust and pollution of water. These measures include:</p> <ul style="list-style-type: none"> • Surface of stockpiled soil should be regularly wetted with water especially during dry season; • Disturbance of stockpile soil should be minimised; • Stockpiled soil should be properly covered with tarpaulin especially when heavy storms are predicted; and • Stockpiling areas should be enclosed where space is available. 	Construction Sites	<p>Partially Implemented</p> <p>Partially Implemented</p> <p>Implemented</p> <p>Partially Implemented</p>

Construction of Yuen Long Effluent Polishing Plant Stage 1

EIA Ref.	Environmental Protection Measures	Location / Duration of Measures / Timing of Completion of Measures	Implementation Status
6.6.1.15	The Contactor should prepare and implement an EMP in accordance with ETWB TCW No.19/2005, which describes the arrangements for avoidance, reuse, recovery, recycling, storage, collection, treatment and disposal of different categories of waste to be generated from construction activities. Such a management plan should incorporate site-specific factors, such as the designation of areas for segregation and temporary storage of reusable and recyclable materials. The EMP should be submitted to the Engineer for approval. The Contractor should implement waste management practices in the EMP throughout the construction stage of the Project. The EMP should be reviewed regularly and updated by the Contractor, preferably on a monthly basis.	Construction Sites	Implemented
6.6.1.16	The Contractor would be responsible for devising a system to work for on-site sorting of C&D materials and promptly removing all sorted and process materials arising from the construction activities to minimise temporary stockpiling on-site. The system should be included in the EMP identifying the source of generation, estimated quantity, arrangement for on-site sorting, collection, temporary storage areas and frequency of collection by recycling Contractors or frequency of removal off-site.	Construction Sites	Implemented
6.6.1.17 – 6.6.1.18	The sediment should be excavated, handled, transported and disposed of in a manner that would minimise adverse environmental impacts. To minimise sediment disposal, it is proposed to reuse the Type 1 sediment generated (e.g. as backfilling materials) as far as possible. Requirements of the Air Pollution Control (Construction Dust) Regulation, where relevant, shall be adhered to during excavation, transportation and disposal of the sediment.	Construction Sites	N/A
6.6.1.19	Workers shall, if necessary, wear appropriate personal protective equipments (PPE) when handling contaminated sediments. Adequate washing and cleaning facilities shall also be provided on site.	Construction Sites	N/A
6.6.1.20	For off-site disposal, the basic requirements and procedures specified under ETWB TC(W) No. 34/2002 shall be followed.	Transportation Route of Waste / Construction Phase	N/A
6.6.1.24	Stockpiling of contaminated sediments should be avoided as far as possible. If temporary stockpiling of contaminated sediments is necessary, the excavated sediment should be covered by tarpaulin and the area should be placed within earth bunds or sand bags to prevent leachate from entering the ground, nearby drains and surrounding water bodies. The stockpiles should be completely paved or covered by linings in order to avoid contamination to underlying soil or groundwater. Separate and clearly defined areas should be provided for stockpiling of contaminated and uncontaminated materials. Leachate, if any, should be collected and discharged according to the Water Pollution Control Ordinance (WPCO).	Construction Sites	N/A

Construction of Yuen Long Effluent Polishing Plant Stage 1

EIA Ref.	Environmental Protection Measures	Location / Duration of Measures / Timing of Completion of Measures	Implementation Status
6.6.1.25	In order to minimise the potential odour / dust emissions during excavation and transportation of the sediment, the excavated sediments shall be wetted during excavation / material handling and shall be properly covered when placed on trucks or barges. Loading of the excavated sediment to the barge shall be controlled to avoid splashing and overflowing of the sediment slurry to the surrounding water.	Construction sites & transportation route of waste / Construction phase	N/A
6.6.1.26	The barge transporting the sediments to the designated disposal sites shall be equipped with tight fitting seals to prevent leakage and shall not be filled to a level that would cause overflow of materials or laden water during loading or transportation. In addition, monitoring of the barge loading shall be conducted to ensure that loss of material does not take place during transportation. Transport barges or vessels shall be equipped with automatic self-monitoring devices as specified by the DEP.	Transportation route of waste / Construction phase	N/A
6.6.1.27	Suitable containers compatible with the chemical wastes should be used, and incompatible chemicals should be stored separately. Appropriate labels should be securely attached on each chemical waste container indicating the corresponding chemical characteristics of the chemical waste, such as explosive, flammable, oxidizing, irritant, toxic, harmful, corrosive, etc. The Contractor shall employ a licensed collector to transport and dispose of the chemical wastes, to the licensed CWTC, or other licensed facilities, in accordance with the Waste Disposal (Chemical Waste) (General) Regulation.	Construction and Operation Phases	N/A
6.6.1.28	It is recommended to place clearly labelled recycling bins at designated locations with convenient access. Other general refuse should be separated from chemical and industrial waste by providing separated bins or skips for storage to maximise the recyclable volume. A reputable licensed waste collector should be employed to remove general refuse on a daily basis to minimise odour, pest and litter impacts.	Construction and Operation Phases	Implemented
6.6.1.29	Should buildings are found with potential ACM, sufficient and reasonable lead time shall be allowed for preparation, vetting and implementation of Asbestos Investigation Report and Asbestos Abatement Plan in accordance with Air Pollution Control Ordinance before commencement of any demolition or site clearance work.	Demolition	N/A
Land Contamination			

Construction of Yuen Long Effluent Polishing Plant Stage 1

EIA Ref.	Environmental Protection Measures	Location / Duration of Measures / Timing of Completion of Measures	Implementation Status
7.8.1.2 - 7.8.1.3;7.8.2.1	<p>Prior to the commencement of the SI works, a review of the Contamination Assessment Plan (CAP) should be conducted to confirm whether the proposed SI works (e.g. sampling locations, testing parameters etc.) are still valid. Supplementary CAP(s), presenting findings of the review, the latest site conditions and updated sampling strategy and testing protocol, should be submitted to EPD for endorsement. The SI works should be carried out according to EPD's agreed supplementary CAP(s). SI works should be carried out according to the supplementary CAP endorsed by EPD. Following completion of SI works and receipt of laboratory test results, Contamination Assessment Report(s) ((CAR)(s)) should be prepared to present the findings of the SI works and to discuss the presence, nature and extent of contamination. If contamination is identified, Remedial Action Plan(s) ((RAP)(s)) which provides details of the remedial actions for the identified contaminated soil and / or groundwater should be endorsed by EPD. The possible remediation methods are detailed in Section 5.2 of the CAP provided in Appendix 7.1 of the EIA Report. Remediation action, if necessary, will be carried out according to EPD endorsed RAP(s) and Remediation Report(s) (RR(s)) will be submitted after completion of the remediation action. The RR(s) should be endorsed by EPD prior to the commencement of construction works at the respective identified contaminated areas (if any).</p>	Existing YLSTW /Construction Phase (after decommissioning of the concerned facilities / areas but prior to the construction works at the concerned facilities / areas)	Implemented
7.8.3.1	<p>The mitigation measures will be recommended in the RAP and would typically include the following:</p> <ul style="list-style-type: none"> • Excavation profiles must be properly designed and executed with attention to the relevant requirements for environment, health and safety; • Excavation shall be carried out during dry season as far as possible to minimise contaminated runoff from contaminated soils; Supply of suitable clean backfill material (or treated soil) after excavation; • Stockpiling site(s) shall be lined with impermeable sheeting and bunded. Stockpiles shall be fully covered by impermeable sheeting to reduce dust emission. If this is not practicable due to frequent usage, regular watering shall be applied. However, watering shall be avoided on stockpiles of contaminated soil to minimise contaminated runoff. • Vehicles containing any excavated materials shall be suitably covered to limit potential dust emissions or contaminated wastewater run-off, and truck bodies and tailgates shall be sealed to prevent any discharge during transport or during wet conditions; • Speed control for the trucks carrying contaminated materials shall be enforced; 	Project Site / Construction Phase	<p>Implemented</p> <p>N/A</p> <p>Implemented</p> <p>N/A</p> <p>N/A</p>

Construction of Yuen Long Effluent Polishing Plant Stage 1

EIA Ref.	Environmental Protection Measures	Location / Duration of Measures / Timing of Completion of Measures	Implementation Status
	<ul style="list-style-type: none"> • Vehicle wheel and body washing facilities at the site's exist points shall be established and used; and • Pollution control measures for air emissions (e.g. from biopile blower and handling of cement), noise emissions (e.g. from blower or earthmoving equipment), and water discharges (e.g. runoff control from treatment facility) shall be implemented and complied with relevant regulations and guidelines. 		N/A
			N/A
Ecological Impact (Terrestrial and Aquatic)			
Construction Phase			
8.10.2.1	<u>Avoidance of Recognised Site of Conservation Importance</u> Construction works are designed to be confined to the boundary of the existing YLSTW that direct impacts on all other sites of conservation importance within the assessment area, including the Ramsar Site, Priority Site, WCA, WBA, SSSI and CA would be avoided.	Project site / Construction Phase	Implemented
8.10.2.3 – 8.10.2.4	<u>Avoidance of Demolition Works Using Breakers Mounted on Excavators and Percussive Piling during Dry Season</u> In order to minimise the construction noise disturbance on overwintering waterbirds, the noisy construction works, i.e. all percussive piling works and demolition using breakers mounted on excavators, would therefore be scheduled outside the dry season (i.e. November to March, which is the peak overwintering period of waterbirds).	Construction sites / Construction Phase	Implemented
8.10.2.5	<u>Restriction of Construction Hours</u> No construction activities with the use of PME should be conducted within 100m from any night roost confirmed by the pre-construction survey after 18:00 during wet season and 17:30 during dry season to avoid disturbance to the nearby ardeids night roosts.	Construction sites / Construction Phase	Implemented
8.10.3.2 – 8.10.3.3	<u>Minimising Construction Noise Disturbance Impacts through Consideration of Alternative Construction Methods</u> Demolition using concrete crusher is quieter than demolition using breaker that its construction noise level is comparable to other general construction activities and concrete crusher would be used for demolition works to be undertaken during dry season months. The quieter foundation methods, including bored piling, raft foundation and shallow foundation, would be adopted as far as possible.	Construction sites / Construction Phase	Implemented

Construction of Yuen Long Effluent Polishing Plant Stage 1

EIA Ref.	Environmental Protection Measures	Location / Duration of Measures / Timing of Completion of Measures	Implementation Status
8.10.3.4 – 8.10.3.5	<p><u>Minimising Construction Noise Disturbance Impacts Through Careful Phasing of Construction Activities</u> Percussive piling works and demolition using breakers mounted on excavators would typically be completed over two wet seasons and not be undertaken in the same construction zone at the same time to localise the construction disturbance and to reduce the duration of high level of disturbances on sensitive wetland habitats and associated waterbirds nearby each construction zone.</p> <p>Facilities in the eastern side of the Project site (i.e. Phase 1A and Phase 1B) are scheduled to be developed first that the new structures could screen the works in the middle and western parts of the site in later stage of the construction phase after the structures in Phase 1A and Phase 1B are completed, hence minimising the construction noise and human disturbance on sensitive wetland habitats adjacent to the Project site in Shan Pui River, including the confluence of Shan Pui River and Kam Tin River and ardeid night roost to the immediate east of the Project site.</p>	Project site / Construction Phase	Implemented
8.10.3.6 – 8.10.3.8	<p><u>Minimising Construction Noise Disturbance Impacts through Use of Noise Barriers</u> Noise barriers with absorptive materials of about 4m high will be erected along the northern, eastern and western sides of the site, throughout the construction phase to screen the construction noise and human disturbance to the waterbirds foraging in ponds in Fung Lok Wai and Shan Pui River during construction phase.</p> <p>Adequate noise barriers should also be provided for demolition works using breakers mounted on excavators and percussive piling works, to further minimise the construction noise disturbance from these construction activities. Movable noise barriers should be provided to breaker mounted on excavator used for demolition works as discussed in Section 4.8 and acoustic mat should be provided to the piling plants around the rig.</p> <p>The contractor should provide enclosure for construction equipment, especially static plants, as appropriate to minimise the noise disturbance as far as practicable.</p>	Construction sites / Construction Phase	Implemented

Construction of Yuen Long Effluent Polishing Plant Stage 1

EIA Ref.	Environmental Protection Measures	Location / Duration of Measures / Timing of Completion of Measures	Implementation Status
8.10.3.9	<u>Use of Quality Powered Mechanical Equipment</u> The contractor should source QPMEs for construction as far as practicable to further minimise the overall construction noise and other disturbance to the nearby wetland habitats and associated waterbirds to the maximum practical extent.	Construction sites / Construction Phase	Implemented
Ecology & Fisheries Impact			
8.12.1.4, 9.7	Groundwater observation wells and recharge wells will be provided at the northern and western side of the site. Groundwater table will be closely monitored at the observation well. In case of any unlikely events of abnormal drawdown of groundwater table near the excavation area, groundwater dewatering will stop and water will be pumped into the recharge wells to recover the normal groundwater table as necessary.	Construction Phase	N/A
Fisheries Impact			
9.7	The implementation of good site practices during construction could minimise the potential water quality impacts from the land-based construction works. Mitigation measures recommended in the Water Quality Impact Assessment (Section 5) for controlling water quality impact would also serve to protect fisheries resources and activities from indirect impacts.	Construction and Operation Phase	N/A
Landscape and Visual Impact			
Table 10.11	<u>Preservation of Existing Vegetation (CM1)</u> All the existing Trees to be retained and not to be affected by the Project shall be carefully protected during construction accordance with DEVB TCW No. 7/2015 - Tree Preservation and the latest Guidelines on Tree Preservation during Development issued by GLTM Section of DevB. Any existing vegetation in landscaped areas and natural terrain not to be affected by the Project shall be carefully preserved.	Project site / Construction Phase	Implemented
Table 10.11	<u>Transplanting of Affected Trees (CM2)</u> Trees unavoidably affected by the works shall be transplanted as far as possible in accordance with DEVB TCW No. 7/2015 - Tree Preservation and the latest Guidelines on Tree Transplanting issued by GLTM Section of DevB.	Project site / Construction Phase	Implemented

Construction of Yuen Long Effluent Polishing Plant Stage 1

EIA Ref.	Environmental Protection Measures	Location / Duration of Measures / Timing of Completion of Measures	Implementation Status
Table 10.11	<u>Compensatory Tree Planting (CM3)</u> Any trees to be felled under the Project shall be compensated in accordance with DEVB TCW No. 7/2015 - Tree Preservation. For trees to be compensated on slopes, the guidelines for tree planting stipulated in GEO Publication No. 1/2011 will be followed.	Project site / Construction Phase	N/A
Table 10.11	<u>Control of Night-time Lighting Glare (CM4)</u> All the night time lighting shall be avoided except for safety purpose. No light glare shall illuminate directly outside the site.	Project site / Construction Phase	Implemented
Table 10.11	<u>Erection of Decorative Screen Hoarding (CM5)</u> Site hoardings, if any, shall be painted in dull green colour	Project site / Construction Phase	Implemented
Table 10.11	<u>Management of Construction Activities and Facilities (CM6)</u> Construction activities shall be well scheduled and avoid powered mechanical equipment's operating simultaneously. All stockpiling areas and idled area shall be covered by tarpaulin sheet or hydroseeded as far as possible.	Project site / Construction Phase	Implemented
Hazard to Life			
Construction Phase			
11.5.6.9-11.5.6.12	<ul style="list-style-type: none"> Implementation of those major construction works and movement of plants and vehicles would be stringently controlled to have a setback of at least 15m clear distance, or physical barrier with an empty digester / gas holder from the digesters / gas holders in operation; For those construction works to be carried out in close proximity to the 15m zone from digesters / gas holders in operation, the height of plants for those major construction shall be limited to 15m such that the plants would not damage digesters /gas holders in such incident as plant collapse or overturning; Whenever practicable, the construction sequence shall be arranged with empty unit(s) for separating the major construction works from these digesters / gas holders in use; and 	Project site / Construction Phase	N/A N/A N/A

Construction of Yuen Long Effluent Polishing Plant Stage 1

EIA Ref.	Environmental Protection Measures	Location / Duration of Measures / Timing of Completion of Measures	Implementation Status
	<ul style="list-style-type: none"> Physical barriers such as concrete blocks shall be set up at the 15m zone in order to avoid those construction plants or vehicles from colliding to the digester / gas holder units in use. 		N/A
11.5.8	<ul style="list-style-type: none"> Method statements and risk assessments shall be prepared and safety control measures shall be in place before commencement of work 	Project site / Construction Phase	Implemented
	<ul style="list-style-type: none"> All work procedures shall be complied with the operating plant procedures or guidelines and regulatory requirements; 		Implemented
	<ul style="list-style-type: none"> Work permit system, on-site pre-work risk assessment and emergency response procedure shall be in place before commencement of work; 		Implemented
	<ul style="list-style-type: none"> All construction workers shall equip with appropriate personal protective equipment (PPE) when working at the Project Site; 		Implemented
	<ul style="list-style-type: none"> Safety training and briefings shall be provided to all construction workers; 		Implemented
	<ul style="list-style-type: none"> Regular site safety inspections shall be conducted during the construction phase of the Project; 		Implemented
11.9.1.2	<ul style="list-style-type: none"> Ensure speed limit enforcement is specified in the contractor's method statement to limit the speed of construction vehicles onsite; 	Project site / ConstructionPhase	Implemented
	<ul style="list-style-type: none"> Conduct speed checks to ensure enforcement of speed limits and to ensure adequate site access control ; 		N/A
	<ul style="list-style-type: none"> A lifting plan, with detailed risk assessment, should be prepared and endorsed for heavy lifting of large equipment; 		Implemented
	<ul style="list-style-type: none"> Vehicle crash barriers should be provided between the construction site and the operating biogas facilities; 		N/A
	<ul style="list-style-type: none"> Ensure that a hazardous are classification study is conducted and hazardous area maps are updated before the start of the construction activities to ensure ignition sources are controlled during both construction and operation phases; 		Implemented
	<ul style="list-style-type: none"> Ensure work permit system for hot work activities within the Project Site is specified in the contractor's method statement to minimize and control the ignition sources during the construction phase; 		Implemented
	<ul style="list-style-type: none"> Ensure effective communication system / protocol is in place between the contractors and the operation staff; 		Implemented
	<ul style="list-style-type: none"> Ensure the Project Construction Emergency Response Plan is integrated with the Emergency Response Plan for the YLEPP during construction phase. The plan should address stop work instructions to be promptly communicated to all construction workers performing hot works in case a confirmed biogas detection at the Project Site; 		N/A

Construction of Yuen Long Effluent Polishing Plant Stage 1

EIA Ref.	Environmental Protection Measures	Location / Duration of Measures / Timing of Completion of Measures	Implementation Status
	<ul style="list-style-type: none"> • Ensure that the construction activities do not impede the functions of fire and gas detection system, fire protection system, muster areas, fire-fighting vehicle access and escape routes; 		N/A
	<ul style="list-style-type: none"> • Ensure a Job Safety Analysis is conducted for construction activities of the Project during the construction phase, to identify and analyze hazards associated with the construction activities (e.g. lifting operations by cranes) onto the operating biogas facilities. 		Implemented
	Potential risks of the construction activities shall be assessed, and risk precautionary measures shall be implemented in Contractor's works procedures.		Implemented

Note:

Implementation status: Implemented / Partially Implemented / Not Implemented / Not Applicable (N/A)

Appendix H

Cumulative statistics on Environmental Complaints,
Notifications of Summons and Successful Prosecutions

Environmental Complaints Log

Reference No.	Date of Complaint Received	Received From	Received By	Nature of Complaint	Date of Investigation	Outcome	Date of Reply

Cumulative Statistics on Complaints

Environmental Parameters	Cumulative No. Brought Forward	No. of Complaints This Month	Cumulative Project-to-Date
Air	0	0	0
Noise	0	0	0
Water	0	0	0
Waste	0	0	0
Total	0	0	0

Cumulative Statistics on Notification of Summons and Successful Prosecutions

Environmental Parameters	Cumulative No. Brought Forward	No. of Notification of Summons and Prosecutions This Month	Cumulative Project-to-Date
Air	0	0	0
Noise	0	0	0
Water	0	0	0
Waste	0	0	0
Total	0	0	0