

Air Quality Monitoring Equipments

Report no. : 940891CA220067

Page 1 of 1

CALIBRATION CERTIFICATE OF DUST METER

Client : Fugro Technical Services Limited

Project : Calibration Services

Client Supplied Information

Details of Unit Under Test, UUT

Description : Laser dust monitor
 Manufacturer : SIBATA
 Model No. : LD-5R
 Serial No. : 620408
 Specification Limit : NA
 Next Calibration Date : 07-Dec-2022

Laboratory Information

Description : 1. Balance 2. TSP high volume air sampler
 Equipment ID. / Serial no : 1. C-065-5 2. 4350
 Date of Calibration : 08-Dec-2021 Ambient Temperature : 23 ± 5 °C
 Calibration Location : General Chemical Laboratory of FTS and Ma Wan A1 Site Boundary
 Method Used : By direct comparison the weight of dust particle trapped in a filter paper using high volume sampler (TSP method) for a certain period, with the reading of the UUT. They should be placed at the same location and powered on and off at the same time.

Calibration Results :

Reference concentration (mg/m ³)	Total count for 1 hour	CPM (Count per minute)
0.0757	2041	34.02
0.0820	2112	35.20
0.0907	2256	37.60

Remarks:

1. The equipment being used in this calibration is traceable to recognized National Standards.
2. The interpolation equation : Concentration (mg/m³) = K x [UUT reading (CPM)], where K = 0.002326
3. Correlation coefficient (r) : 0.9953

Checked by : Curry Date : 11-1-2022 Certified by : K.T. Leung Date : 11-1-2022
 CA-R-297 (22/07/2009) Leung Kwok Tai (Assistant Manager)

** End of Report **

Report no. : 940891CA220067(1)

Page 1 of 1

CALIBRATION CERTIFICATE OF DUST METER

Client : Fugro Technical Services Limited

Project : Calibration Services

Client Supplied Information

Details of Unit Under Test, UUT

Description : Laser dust monitor

Manufacturer : SIBATA

Model No. : LD-5R

Serial No. : 761105

Specification Limit : NA

Next Calibration Date : 07-Dec-2022

Laboratory Information

Description : 1. Balance 2. TSP high volume air sampler

Equipment ID. / Serial no : 1. C-065-5 2. 4350

Date of Calibration : 08-Dec-2021 Ambient Temperature : 23 ± 5 °C

Calibration Location : General Chemical Laboratory of FTS and Ma Wan A1 Site Boundary

Method Used : By direct comparison the weight of dust particle trapped in a filter paper using high volume sampler (TSP method) for a certain period, with the reading of the UUT. They should be placed at the same location and powered on and off at the same time.

Calibration Results :

Reference concentration (mg/m ³)	Total count for 1 hour	CPM (Count per minute)
0.0757	1814	30.23
0.0820	2015	33.58
0.0907	2501	41.68

Remarks:

1. The equipment being used in this calibration is traceable to recognized National Standards.
2. The interpolation equation : Concentration (mg/m³) = K x [UUT reading (CPM)], where K = 0.002355
3. Correlation coefficient (r) : 0.9904

 Checked by : Cenny Date : 11-1-2022 Certified by : K.T. Leung Date : 11-1-2022

CA-R-297 (22/07/2009)

Leung Kwok Tai (Assistant Manager)

** End of Report **



TSP SAMPLER CALIBRATION CALCULATION SPREADSHEET

Location : MaWTF, Ma Wan	Date of Calibration: 19-Oct-21
Location ID: A1 Site Boundary	Next Calibration Date: 18-Jan-22
	Technician: Herman Wang

CONDITIONS

Sea Level Pressure (hPa):	1017.8	Corrected Pressure (mm Hg):	763
Temperature (°C):	25.7	Temperature (K):	299

CALIBRATION ORIFICE

Make:	Tisch	Qstd Slope:	2.04731
Model:	TE-5025A	Qstd Intercept:	0.00573
Calibration Date:	4-Jun-21	Expiry Date:	4-Jun-22

CALIBRATIONS

Plate No.	H2O (L) (in)	H2O (R) (in)	H2O (in)	Qstd (m ³ /min)	I (chart)	IC (corrected)	LINEAR REGRESSION
18	6.00	-6.40	12.400	1.719	60.00	60.06	Slope = 27.9500 Intercept = 11.5355 Corr. coeff.= 0.9976
13	5.20	-5.50	10.700	1.597	56.00	56.06	
10	4.30	-4.60	8.900	1.456	52.00	52.06	
7	3.20	-3.50	6.700	1.263	46.00	46.05	
5	2.00	-2.20	4.200	0.999	40.00	40.04	

Calculations:

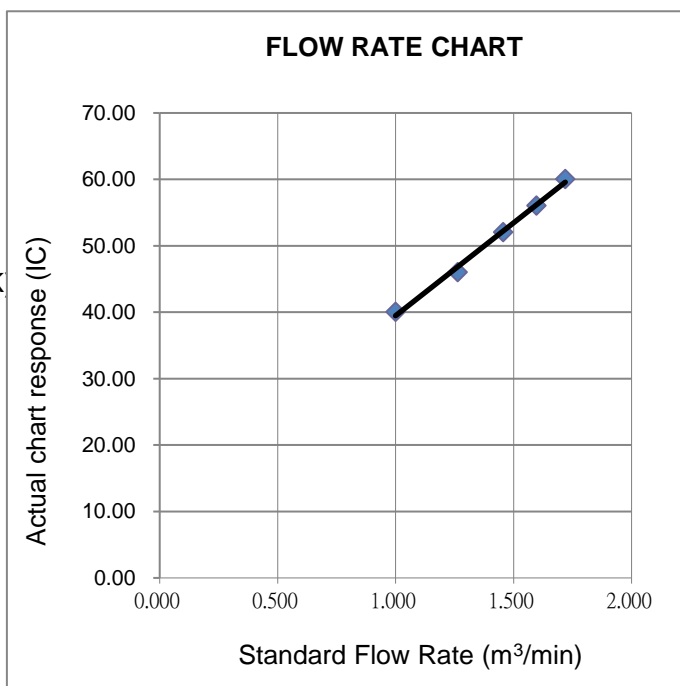
Qstd = 1/m[Sqrt(H2O(Pa/Pstd)(Tstd/Ta))-b]
IC = I[Sqrt(Pa/Pstd)(Tstd/Ta)]

- Qstd = standard flow rate
- IC = corrected chart response
- I = actual chart response
- m = calibrator Qstd slope
- b = calibrator Qstd intercept
- Ta = actual temperature during calibration (deg K)
- Pa = actual pressure during calibration (mm Hg)
- Tstd = 298 deg K
- Pstd = 760 mm Hg

For subsequent calculation of sampler flow:

1/m((I)[Sqrt(298/Tav)(Pav/760)]-b)

- m = sampler slope
- b = sampler intercept
- I = chart response
- Tav = daily average temperature
- Pav = daily average pressure



CALIBRATION REPORT OF WIND METER

Project: Contract No. SPW 07/2020 Location: Yuen Long Sewage Treatment Works	Date of Calibration: 24-Sep-2022 Next Calibration Date: 23-Mar-2023 Technician: Sam Fong
Brand: Global Water Model: GL500-7-2	Serial No: 2012000974
Anemometer	
Brand: Benetech Model: GM816	Equipment ID: 08
Procedures:	
1. Wind Still Test: 2. Wind Speed Test: 3. Wind Direction Test:	The wind speed sensor was held by hand until stabilized. The wind meter was calibrated in-situ and compared with the Anemometer. The wind meter was calibrated in-situ and compared with a marine compass from four directions.

Wind Still Test:

Wind Speed (m/s)
0.00

Wind Speed Test:

Global Water (m/s)	Anemometer (m/s)
1.8	1.7
2.5	2.6
3.2	3.3

Wind Direction Test:

	Marine Compass (o)
347	344
65	69
22	24
334	340



Wan Ka Ho
 Project Consultant

Report Date: 26/9/2022

Noise Monitoring Equipments

Report no.: 212769CA220043

Page 1 of 1

CALIBRATION CERTIFICATE OF SOUND LEVEL METER

Client Supplied Information

Client : Fugro Technical Services Ltd.

Project : Calibration Services

Details of Unit Under Test, UUT

Description	: Sound Level Meter									
Manufacturer	: Casella									
Model No.	: <table border="1" style="display: inline-table; vertical-align: middle;"> <tr> <td>Meter</td> <td>Microphone</td> <td>Preamplifier</td> </tr> <tr> <td>CEL-63X</td> <td>CE-251</td> <td>CEL-495</td> </tr> <tr> <td>1488304</td> <td>03456</td> <td>002850</td> </tr> </table>	Meter	Microphone	Preamplifier	CEL-63X	CE-251	CEL-495	1488304	03456	002850
Meter	Microphone	Preamplifier								
CEL-63X	CE-251	CEL-495								
1488304	03456	002850								
Serial No.	: <table border="1" style="display: inline-table; vertical-align: middle;"> <tr> <td>Meter</td> <td>Microphone</td> <td>Preamplifier</td> </tr> <tr> <td>CEL-63X</td> <td>CE-251</td> <td>CEL-495</td> </tr> <tr> <td>1488304</td> <td>03456</td> <td>002850</td> </tr> </table>	Meter	Microphone	Preamplifier	CEL-63X	CE-251	CEL-495	1488304	03456	002850
Meter	Microphone	Preamplifier								
CEL-63X	CE-251	CEL-495								
1488304	03456	002850								
Equipment ID	: N-62									
Next Calibration Date	: 05-Jan-2023									
Specification Limit	: EN 61672-1: 2003 Class 1									

Laboratory Information

Details of Reference Equipment -

Description	: B & K Acoustic Multifunction Calibrator 4226 (Traditional free field setting)
Equipment ID.	: R-108-1
Date of Calibration	: 06-Jan-2022
Calibration Location	: Calibration Laboratory of FTS
Method Used	: By direct comparison
Ambient Temperature	: 20±2 °C
Relative Humidity	: <80% R.H.

Calibration Results :

Parameters		Mean Value (dB)	Specification Limit(dB)
A-weighting frequency response	4000Hz	2.0	2.6 to -0.6
	2000Hz	1.0	2.8 to -0.4
	1000Hz	-0.5	1.1 to -1.1
	500Hz	-3.9	-1.8 to -4.6
	250Hz	-9.3	-7.2 to -10.0
	125Hz	-16.8	-14.6 to -17.6
	63Hz	-26.9	-24.7 to -27.7
Differential level linearity	94dB-104dB	0.1	± 0.6
	104dB-114dB	0.1	± 0.6

Remarks :

1. The equipment used in this calibration is traceable to recognized National Standards.
2. The mean value is the average of four measurements.
3. For calibration: Reference SPL are 94, 104 & 114dB, range setting is 20-140dB & time weighting is fast.
4. The UUT does comply with EN 61672-1: 2003 Class 1 sound level meter for the above measurement.
5. The values given in this Calibration Certificate only relate to the values at the time of the test and any uncertainties will not include allowance for the equipment long term drift, variations with environment changes, vibration and shock during transportation, overloading, mis-handling or the capability of any other laboratory to repeat the measurement.

 Checked by : Cuny Date : 10-1-2022 Certified by : K.H. Leung Date : 11-1-2022
 CA-R-297 (22/07/2009) Leung Kwok Tai (Assistant Manager)

** End of Report **

Report no.: 212769CA220999

Page 1 of 1

CALIBRATION CERTIFICATE OF SOUND LEVEL METER

Client Supplied Information

Client : Fugro Technical Services Limited

Project : Calibration Services

Details of Unit Under Test, UUT

Description : Sound Level Meter

Manufacturer : Casella

	Meter	Microphone	Preamplifier
Model No.	CEL-63X	CE-251	CEL-495
Serial No.	1488300	05011	002110

Equipment ID : N/A

Next Calibration Date : 06-May-2023

Specification Limit : EN 61672-1: 2003 Class 1

Laboratory Information

Details of Reference Equipment -

Description : B & K Acoustic Multifunction Calibrator 4226 (Traditional free field setting)

Equipment ID. : R-108-1

Date of Calibration : 07-May-2022

Calibration Location : Calibration Laboratory of FTS Ambient Temperature : 20±2 °C

Method Used : By direct comparison Relative Humidity : <80% R.H.

Calibration Results :

Parameters		Mean Value (dB)	Specification Limit(dB)
A-weighting frequency response	4000Hz	-0.2	2.6 to -0.6
	2000Hz	0.9	2.8 to -0.4
	1000Hz	0.1	1.1 to -1.1
	500Hz	-3.1	-1.8 to -4.6
	250Hz	-8.5	-7.2 to -10.0
	125Hz	-16.0	-14.6 to -17.6
	63Hz	-26.1	-24.7 to -27.7
Differential level linearity	94dB-104dB	0.0	± 0.6
	104dB-114dB	0.0	± 0.6

Remarks :

1. The equipment used in this calibration is traceable to recognized National Standards.
2. The mean value is the average of four measurements.
3. For calibration: Reference SPL are 94, 104 & 114dB, range setting is 20-140dB & time weighting is fast.
4. The UUT does comply with EN 61672-1: 2003 Class 1 sound level meter for the above measurement.
5. The values given in this Calibration Certificate only relate to the values at the time of the test and any uncertainties will not include allowance for the equipment long term drift, variations with environment changes, vibration and shock during transportation, overloading, mis-handling or the capability of any other laboratory to repeat the measurement.

 Checked by : Cuny Date : 13-5-2022 Certified by : K.T. Leung Date : 13-5-2022

CA-R-297 (22/07/2009)

Leung Kwok Tai (Assistant Manager)

**** End of Report ****

Report no.: 212769CA220043(1)

Page 1 of 1

CALIBRATION CERTIFICATE OF SOUND CALIBRATOR

Client Supplied Information

Client : Fugro Technical Services Ltd.

Project : Calibration Services

Details of Unit Under Test, UUT

Description : Sound Calibrator
 Manufacturer : Casella (Model CEL-120/1)
 Serial No. : 2383982
 Equipment ID : N/A
 Next Calibration Date : 05-Jan-2023
 Specification Limit : EN 60942: 2003 Class 1

Laboratory Information


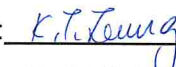
Description : Reference Sound level meter
 Equipment ID. : R-119-1
 Date of Calibration : 06-Jan-2022 Ambient Temperature : 22 °C
 Calibration Location : Calibration Laboratory of FTS Relative Humidity : <80% R.H.
 Method Used : By direct comparison

Calibration Results :

Parameters (Setting of UUT)	Mean Value (error of measurement)	Specification Limit(dB)
94dB	0.0 dB	±0.4dB
114dB	-0.2 dB	

Remarks :

1. The equipment used in this calibration is traceable to recognized National Standards.
2. The mean value is the average of four measurements.
3. The equipment does comply with the specification limit.
4. The values given in this Calibration Certificate only relate to the values at the time of the test and any uncertainties will not include allowance for the equipment long term drift, variations with environment changes, vibration and shock during transportation, overloading, mis-handling or the capability of any other laboratory to repeat the measurement.

 Checked by :  Date : 10-1-2022 Certified by :  Date : 11-1-2022
 CA-R-297 (22/07/2009)

Leung Kwok Tai (Assistant Manager)

** End of Report **

Report no.: 212769CA221230

Page 1 of 1

CALIBRATION CERTIFICATE OF SOUND CALIBRATOR

Client : Fugro Technical Services Ltd.

Project : Calibration Services

Client Supplied Information

Details of Unit Under Test, UUT

Description : Sound Calibrator
Manufacturer : Casella (Model CEL-120/1)
Serial No. : 3321858
Equipment ID : N/A

Next Calibration Date : 08-Jun-2023

Specification Limit : EN 60942: 2003 Class 1

Laboratory Information

Details of Calibration Equipment

Description : Reference Sound level meter
Equipment ID. : R-119-2

Date of Calibration : 09-Jun-2022

Calibration Location : Calibration Laboratory of FTS Ambient Temperature : 20 ± 2 °CMethod Used : By direct comparison Relative Humidity : < 80 %RH**Calibration Results :**

Parameters (Setting of UUT)	Mean Value (error of measurement)	Specification Limit(dB)
94dB	0.1 dB	±0.4dB
114dB	0.1 dB	

Remarks :

1. The equipment used in this calibration is traceable to recognized National Standards.
2. The mean value is the average of four measurements.
3. The unit under test complies with the specification limit.
4. The values given in this Calibration Certificate only relate to the unit-under-test and the values measured at the time of the test. Any uncertainties quoted will not include allowances for the environmental changes, variation and shock during transportation, or the capability of any other laboratory to repeat the measurement.

Checked by : Cenny Date : 24-6-2022 Certified by : K.T. Leung Date : 25-6-2022
CA-R-297 (22/07/2009) Leung Kwok Tai (Assistant Manager)**** End of Report ****

CALIBRATION CERTIFICATE OF ANEMOMETER**Client Supplied Information**

Client : Fugro Technical Services Limited

Project : Calibration Services

Details of Unit Under Test, UUT

Description : Anemometer

Manufacturer : Smart Sensor

Model No. : AR816

Serial No. : N/A

Equipment ID. : AM-001

Next Calibration Date : 28-Mar-2023

Laboratory Information

Details of Reference Equipment –

Description : Reference Anemometer

Equipment ID. : R-101-4

Date of Calibration : 29-Mar-2022 Ambient Temperature : 22 °C

Calibration Location : Calibration Laboratory of FTS

Method Used : In-house Method R-C-279

Calibration Results :

Reference Reading (m/s)	UUT Reading (m/s)	Error (m/s)
2.1	2.0	-0.1
3.6	4.0	0.4
5.4	6.0	0.6
7.0	8.0	1.0
8.8	10.0	1.2

Remarks :

1. The equipment being used in this calibration is traceable to recognized National Standards.
2. The expanded uncertainty is 0.5 m/s with a coverage factor of 2 at a confidence level of 95%.
3. The reported readings in this calibration are an average from 10 trials.

Checked by : Cenny Date : 31-3-2022 Certified by : K. T. Leung Date : 1-4-2022
CA-R-297 (22/07/2009) Leung Kwok Tai (Assistant Manager)**** End of Report ****

Water Quality Monitoring Equipments

Report No. : 142626WA221480



Page 1 of 3

Report on Calibration of YSI EXO-1 Multi-parameter Water Quality Meter**Information Supplied by Client**

Client : Fugro Technical Services Limited (MCL)

Client's address : 13/F, Fugro House – KCC2, No. 1 Kwai On Road, Kwai Chung, N.T., H.K.

Sample description : One YSI EXO-1 Multi-parameter Water Quality Meter

Client sample ID : Serial No. 21D101382

Test required : Calibration of the YSI EXO-1 Multi-parameter Water Quality Meter

Laboratory Information

Lab. sample ID : WA220729/1

Date sample received : 21/07/2022

Date of calibration : 04/08/2022

Next calibration date : 03/11/2022

Test method used : In-house comparison method

Note : This report refers only to the sample(s) tested and the result(s) applied to the sample(s) as received.

Report No. : 142626WA221480

Page 2 of 3

Results :
A. pH calibration

pH reading at 25°C for Q.C. solution(6.86) and at 25°C for Q.C. solution(9.18)		
Theoretical	Measured	Deviation
9.18	9.14	-0.04
6.86	6.87	+0.01


B. Salinity calibration

Salinity, ppt			
Theoretical	Measured	Deviation	Maximum acceptable Deviation
1	0.96	-0.04	± 0.1
10	9.89	-0.11	± 0.5
20	19.99	-0.01	± 1.0
30	29.72	-0.28	± 1.5
40	39.82	-0.18	± 2.0

C. Dissolved Oxygen calibration

Trial No.	Dissolved oxygen content, mg/L	
	By Titration	By D.O. meter
1	7.58	7.49
2	7.58	7.53
3	7.68	7.65
Average	7.61	7.56

Differences of D.O. Content between Wrinkler Titration and D.O. meter should be less than 0.2 mg/L

Certified by : 
 Approved Signatory : CHAN Hoi Yan, Winnie
 Assistant Manager

Date : 15.8.2022

Note : This report refers only to the sample(s) tested and the result(s) applied to the sample(s) as received.

Report No. : 142626WA221480

Page 3 of 3

Results :

D. Temperature calibration

Thermometer reading, °C	Meter reading, °C
24.463	24.6

E. Turbidity calibration

Turbidity, N.T.U.			
Theoretical	Measured	Deviation	Maximum acceptable Deviation
4	4.10	+0.1	± 0.6
8	8.50	+0.5	± 0.8
40	42.86	+2.86	± 3.0
80	79.85	-0.15	± 4.0

Certified by : Chan Hoi Yan
 Approved Signatory : CHAN Hoi Yan, Winnie
 Assistant Manager

Date : 15-8-2022
 ** End of Report **

Note : This report refers only to the sample(s) tested and the result(s) applied to the sample(s) as received.

Report No. : 142626WA221480(1)



Page 1 of 3

Report on Calibration of YSI EXO-1 Multi-parameter Water Quality Meter**Information Supplied by Client**

Client : Fugro Technical Services Limited (MCL)

Client's address : 13/F, Fugro House – KCC2, No. 1 Kwai On Road, Kwai Chung, N.T., H.K.

Sample description : One YSI EXO-1 Multi-parameter Water Quality Meter

Client sample ID : Serial No. 21D101383

Test required : Calibration of the YSI EXO-1 Multi-parameter Water Quality Meter

Laboratory Information

Lab. sample ID : WA220729(1)/1

Date sample received : 21/07/2022

Date of calibration : 04/08/2022

Next calibration date : 03/11/2022

Test method used : In-house comparison method

Note : This report refers only to the sample(s) tested and the result(s) applied to the sample(s) as received.

Report No. : 142626WA221480(1)

Page 2 of 3

Results :
A. pH calibration

pH reading at 25°C for Q.C. solution(6.86) and at 25°C for Q.C. solution(9.18)		
Theoretical	Measured	Deviation
6.86	6.82	-0.04
9.18	9.13	-0.05

B. Salinity calibration

Salinity, ppt			
Theoretical	Measured	Deviation	Maximum acceptable Deviation
1	0.96	-0.04	± 0.1
10	9.91	-0.09	± 0.5
20	20.02	+0.02	± 1.0
30	29.81	-0.19	± 1.5
40	39.74	-0.26	± 2.0

C. Dissolved Oxygen calibration

Trial No.	Dissolved oxygen content, mg/L	
	By Titration	By D.O. meter
1	7.63	7.54
2	7.43	7.55
3	7.78	7.60
Average	7.61	7.56

Differences of D.O. Content between Wrinkler Titration and D.O. meter should be less than 0.2 mg/L

Certified by : Chan Hoi Yan
 Approved Signatory : CHAN Hoi Yan, Winnie
 Assistant Manager

Date : 15-8-2022

Note : This report refers only to the sample(s) tested and the result(s) applied to the sample(s) as received.

Report No. : 142626WA221480(1)

Page 3 of 3

Results :

D. Temperature calibration

Thermometer reading, °C	Meter reading, °C
24.646	24.8

E. Turbidity calibration

Turbidity, N.T.U.			
Theoretical	Measured	Deviation	Maximum acceptable Deviation
4	4.36	+0.36	± 0.6
8	7.94	+0.6	± 0.8
40	40.06	+0.06	± 3.0
80	79.66	-0.34	± 4.0

Certified by : Chan Hoi Yan
 Approved Signatory : CHAN Hoi Yan, Winnie
 Assistant Manager

Date : 15-8-2022
 ** End of Report **

Note : This report refers only to the sample(s) tested and the result(s) applied to the sample(s) as received.

CALIBRATION CERTIFICATE

This document certifies that the instrument detailed below has been calibrated according to Valeport Limited's Standard Procedures, using equipment with calibrations traceable to UKAS or National Standards.

Calibration Certificate Number:

61134

Instrument Type:

MODEL 106

Instrument Serial Number:

67738

Calibrated By:

N.PADDON

Date:

11TH NOVEMBER 2019

Signed:

N. Paddon

Full details of the results from the calibration procedure applied to each fitted sensor are available, on request, via email. This summary certificate should be kept with the instrument.

A large, stylized number '50' in a bold, sans-serif font, with a small square graphic element at the top right of the '0'.

Valeport Limited
St. Peter's Quay, Totnes,
Devon TQ9 5EW UK

+44 (0) 1803 869292
sales@valeport.co.uk
www.valeport.co.uk

VAT No: CB 165 8753 67
Registered in England No: 1950444





a xylem brand

9940 Summers Ridge Road
San Diego, CA 92121
Tel: (858) 546-8327
support@sontek.com

Certificate of Calibration

TEST REPORT

Serial Number	5906
System Type	M9
System Orientation	Down
Compass Type	Sontek
Compass Offset (degrees)	N/A
Communications Output	RS232
Recorder Size (GB)	14.9
Firmware Version	4.02
Date Tested	05/23/2017

POWER TEST

Command Mode (W):	0.17	Range : 0.00 – 0.30
Sleep Mode (W):	N/A	Range : N/A
Ping Mode - 18V (W):	2.67	Range : 1.50 – 3.50
Power Check		PASS

NOISE TEST

Beam 1 – 3.0 MHz (counts)	95
Beam 2 – 1.0 MHz (counts)	96
Beam 3 – 3.0 MHz (counts)	95
Beam 4 – 1.0 MHz (counts)	101
Beam 5 – 3.0 MHz (counts)	93
Beam 6 – 1.0 MHz (counts)	95
Beam 7 – 3.0 MHz (counts)	91
Beam 8 – 1.0 MHz (counts)	100
Beam Vertical – 500KHz (counts)	88
Noise Test	PASS

VERIFICATION

Velocity Check	PASS
Transmit Output	PASS
Sensitivity	PASS
Temperature Sensor	PASS
Compass Heading Check	PASS
Compass Level Check	PASS
Burn-in (24 hrs)	PASS
Load Default Parameters	DONE

OPTIONS

Bottom Track	Installed
SmartPulse HD TM	Enabled
Stationary	Disabled
GPS Compass Integration	Disabled
RiverSurveyor	Enabled
HydroSurveyor	Disabled

Verified by: **ainthasane**

This report was generated on 5/24/2017.

ATTENTION: New Warranty Terms as of March 4, 2013:

This system is covered under a two year limited warranty that extends to all parts and labor for any malfunction due to workmanship or errors in the manufacturing process. The warranty is valid only if you properly maintain and operate this system under normal use as outlined in the User's Manual. The warranty does not cover shortcomings that are due to the design, or any incidental damages as a result of errors in the measurements.

SonTek will repair and/or replace, at its sole option, any product established to be defective with a product of like type. CLAIMS FOR LABOR COSTS AND/OR OTHER CHARGES RESULTING FROM THE USE OF SonTek GOODS AND/OR PRODUCTS ARE NOT COVERED BY THIS LIMITED WARRANTY.

SonTek DISCLAIMS ALL EXPRESS WARRANTIES OTHER THAN THOSE CONTAINED ABOVE AND ALL IMPLIED WARRANTIES, INCLUDING BUT NOT LIMITED TO WARRANTIES OF MERCHANTABILITY AND/OR FITNESS FOR A PARTICULAR PURPOSE. SonTek DISCLAIMS AND WILL NOT BE LIABLE, UNDER ANY CIRCUMSTANCE, IN CONTRACT, TORT OR WARRANTY, FOR ANY SPECIAL, INDIRECT, INCIDENTAL OR CONSEQUENTIAL DAMAGES OF ANY KIND, INCLUDING BUT NOT LIMITED TO LOST PROFITS, BUSINESS INTERRUPTION LOSSES, LOSS OF GOODWILL, OR LOSS OF BUSINESS OR CUSTOMER RELATIONSHIPS.

If your system is not functioning properly, first try to identify the source of the problem. If additional support is required, we encourage you to contact us immediately. We will work to resolve the problem as quickly as possible.

If the system needs to be returned to the factory, please contact SonTek to obtain a Service Request (SR) number. We reserve the right to refuse receipt of shipments without SRs. We require the system to be shipped back in the original shipping container using the original packing material with all delivery costs covered by the customer (including all taxes and duties). If the system is returned without appropriate packing, the customer will be required to cover the cost of a new packaging crate and material.

The warranty for repairs performed at an authorized SonTek Service Center is one year.